

















Tast 1. Circle the odd – one – out. There is one example.





Ex 1				
	A	B	C	D





2				
	A	B	C	D

3				
	A	B	C	D

4				
	A	B	C	D













Tast 2. Look and choose.

			
robot puppet	desk chair	green red	notebook pencil

			
A a B b	C c D d	B b C c	F f G g













Task 3: Listen and tick (v) the box. There is one example.

Test 1 fl task 3

<p>Ex 1</p> <div style="display: flex; justify-content: space-around; align-items: center;"> <div style="text-align: center;">  <input type="checkbox"/> </div> <div style="text-align: center;">  <input checked="" type="checkbox"/> </div> </div>	<p>2</p> <div style="display: flex; justify-content: space-around; align-items: center;"> <div style="text-align: center;">  <input type="checkbox"/> </div> <div style="text-align: center;">  <input type="checkbox"/> </div> </div>
<p>3</p> <div style="display: flex; justify-content: space-around; align-items: center;"> <div style="text-align: center;">  <input type="checkbox"/> </div> <div style="text-align: center;">  <input type="checkbox"/> </div> </div>	<p>4</p> <div style="display: flex; justify-content: space-around; align-items: center;"> <div style="text-align: center;">  <input type="checkbox"/> </div> <div style="text-align: center;">  <input type="checkbox"/> </div> </div>
<p>5</p> <div style="display: flex; justify-content: space-around; align-items: center;"> <div style="text-align: center;">  <input type="checkbox"/> </div> <div style="text-align: center;">  <input type="checkbox"/> </div> </div>	<p>6</p> <div style="display: flex; justify-content: space-around; align-items: center;"> <div style="text-align: center;">  <input type="checkbox"/> </div> <div style="text-align: center;">  <input type="checkbox"/> </div> </div>

Task 4: Listen and tick (v) . There is one example.

track12112023

<p>Ex 1</p> <div style="display: flex; justify-content: space-around; align-items: center;"> <div style="text-align: center;">  <input type="checkbox"/> </div> <div style="text-align: center;">  <input checked="" type="checkbox"/> </div> </div>	<p>2</p> <div style="display: flex; justify-content: space-around; align-items: center;"> <div style="text-align: center;">  <input type="checkbox"/> </div> <div style="text-align: center;">  <input type="checkbox"/> </div> </div>
<p>3</p> <div style="display: flex; justify-content: space-around; align-items: center;"> <div style="text-align: center;">  <input type="checkbox"/> </div> <div style="text-align: center;">  <input type="checkbox"/> </div> </div>	<p>4</p> <div style="display: flex; justify-content: space-around; align-items: center;"> <div style="text-align: center;">  <input type="checkbox"/> </div> <div style="text-align: center;">  <input type="checkbox"/> </div> </div>
<p>5</p> <div style="display: flex; justify-content: space-around; align-items: center;"> <div style="text-align: center;">  <input type="checkbox"/> </div> <div style="text-align: center;">  <input type="checkbox"/> </div> </div>	<p>6</p> <div style="display: flex; justify-content: space-around; align-items: center;"> <div style="text-align: center;">  <input type="checkbox"/> </div> <div style="text-align: center;">  <input type="checkbox"/> </div> </div>