





UNIT 9: COLOURS

Exercise 1: Look at the picture and complete the words

	
1. _ e n _ _ l c a _ e	2. _ u b b _ r
	
3. _ e _	4. _ u l _ r

Exercise 2: Choose the odd one out

1. A. yellow	B. purple	C. colour
2. A. rubber	B. pink	C. ruler
3. A. gym	B. music room	C. violet
4. A. chalk	B. green	C. black
5. A. bed	B. is	C. are
6. A. school	B. book	C. notebook
7. A. red	B. pink	C. ruler

UNIT 9: COLOURS

8. A. pencil case	B. ruler	C. gym
9. A. chalk	B. pink	C. board
10. A. play	B. do	C. ruler

Exercise 3: Write the sentences follow the model

Eg: yellow => It is yellow

1. blue

2. white

3. pink

4. green

5. red

UNIT 9: COLOURS

Exercise 4: Read the text and write T (true) or F (false)

Hi. I am Henry. Those are my school things. Look at my school bag. It is yellow. That is my book. It is red. That is my pen. It is brown. Those are my rulers. They are orange and blue. Those are my rubbers. They are black and purple. I like new school things. I want to keep them clean.

1. Henry has new school things. ☐
2. The school bag is blue. ☐
3. The book is pink. ☐
4. The rulers are orange and blue. ☐
5. The rubbers are white and purple. ☐

Exercise 5: Reorder the words to make correct sentences

1. school/ that/ library?/ your/ Is/

2. very/ are/ My/ colour./ picture/

3. red/ are/ and/ books/ white./ Your/

4. your/ What/ is/ pen?/ colour/

UNIT 9: COLOURS

5. The/ blue./ are/ orange/ and/ rulers/
