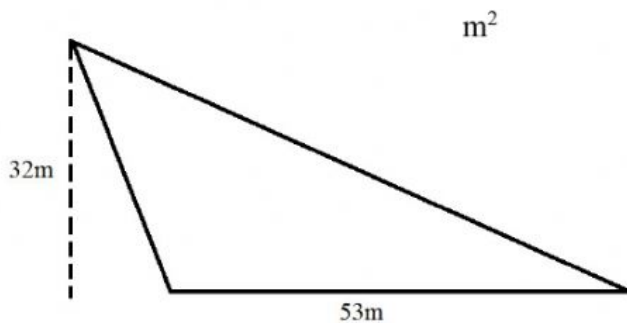
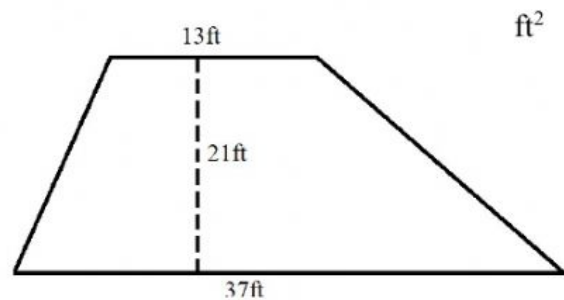


Name: _____

1) Calculate the area



2) Calculate the area



3) The following garden as a radius of 20ft.
What is the area?



ft^2

4) The following door as a length of 12ft
and width of 6.5ft. What is the area?

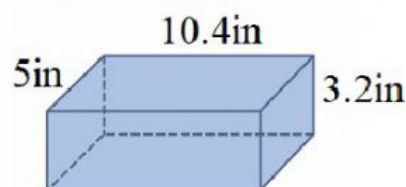


ft^2

5) What is the volume?



6) What is the volume?



7) A pizza box has a length of 16in, width of 16in and height of 3in. What is the volume?

in^3

8) A box has a side length of 1.2m. What is the volume?

m^3

9) Which has the greater volume. A cube with a side length of 8ft or rectangular prism with a length of 7ft, width of 8ft and height of 9ft?

- A. Cube
- B. Rectangular Prism

10) What is the volume of box with width of 9.1cm, height of 11cm and length of 10cm?

cm^3