


BASIC ELEMENTS OF ART & DESIGN 2

Activity 1. Match the words with the pictures. Write the number next to the picture.


1. Geometric Shapes
2. Geometric Forms
3. Organic Shapes
4. Organic Forms



Activity 2. Identify the **Positive Space** and the **Negative Space (White Space)** in the Graphic Design. Choose an option.

The canvas areas inside the red shapes are:

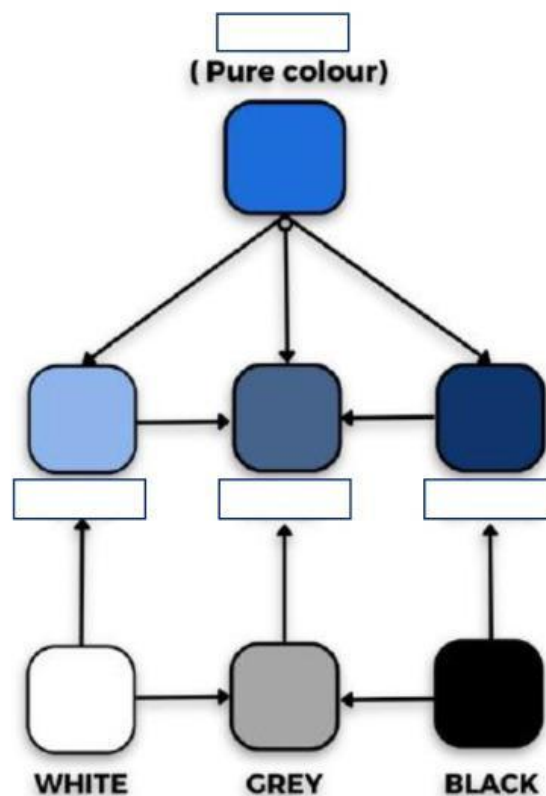
- Positive Space
- Negative Space



Activity 3. Match the words to their definition: **Hue; Tint; Tone; Shade.**
Choose an option.

- A mixture of “pure” colour with black and white paint.
- A mixture of “pure” colour with black paint.
- A mixture of “pure” colour with white paint.
- It is what we usually refer as “Colour Names” or “Pure Colour”.

Activity 4. Match the words with the pictures: **Hue; Tint; Tone; Shade.**
Choose an option.



Activity 5. Match the words with the pictures: **Hue; Saturation or Chroma.** Choose an option.



Activity 6. Match the family of colours with their description: **Fluorescent colours; Neutral colours; Pastel colours.**

- A family of colours made by adding white to the original pure colour. They are very pale and they can inspire calming, relaxing and romantic feelings.
- They are colours that are very bright and catch people's attention. They absorb and reflect more light than conventional colours (in the visible spectrum and the ultraviolet light), which gives them an extra glow.
- They are colours that are very light and not overly bright. These colours do not catch your eye, they blend into the background and highlight the brighter and more vibrant colours.




Activity 7. Match the words to their definition: **Colour model; Colour nuance; Colour theory; Colour wheel.** Choose an option.

- It is a very slight difference or variation in colour or tone.
- A mathematical representation of colours.
- A set of rules and guidelines which designers use to arrange colours together to create different effects and evoke desired emotions.
- A circular arrangement of colours organized by their chromatic relationship to one another.

Activity 8. Match the words with the pictures. Write the number next to the picture.

1. Pastel Colours
2. Neutral Colours
3. Fluorescent Colours

4. Primary Colours
5. Secondary Colours
6. Tertiary Colours



ROMAN NUMERALS		
I	1	one
V	5	five
X	10	ten
L	50	fifty
C	100	one-hundred
D	500	five-hundred
M	1000	one-thousand