



Listen and repeat. Act out.

What are you doing?

Who is it for?

I'm writing a letter.

My baby brother.


But he can't read!

That's OK. I can't write!

Who – What

We use **who** for people. We use **what** for things and animals.

1 Fill in: who or what.



2 Read and circle.

- 1 "What / Who is that?" "It's a mouse."
- 2 "Who / What is she?" "This is Mary."
- 3 "Who / What is this?" "It's a doll."
- 4 "What / Who are they?" "My brothers."

- 5 "What / Who are those?" "They are monkeys."
- 6 "Who / What are you?" "I'm Charlie."
- 7 "Who / What is that?" "It's my new bike."
- 8 "What / Who is he?" "My English teacher."


3 Fill in: who or what.

1 What are those?

2 is she?




3 are they?



4 is that?



5 is this?



6 is he?



4 Match.

- 1 ☒ F Who is she?
- 2 ☐ What is this?
- 3 ☐ What are those?
- 4 ☐ Who are they?
- 5 ☐ What is he doing?
- 6 ☐ Who are they talking to?

- A It is a book.
- B He is sleeping.
- C They are John and Mary.
- D Their friend, Frank.
- E They are fish.
- F She is Ann.

5 Write the questions to the answers. Use who or what.

- 1 What is it?
It's a dolphin.
- 2
Miss Ross is my favourite teacher.
- 3
I usually eat eggs for breakfast.

- 4
The people in the photo are my friends.
- 5
The boy in the blue T-shirt is John.
- 6
My brother's name is Pedro.



Fill in: *who* or *what*. Listen and check.

Sue: 1) are you looking at, Jim?

Jim: A photo from my friend's costume party.

Sue: 2) are you wearing?

Jim: A tiger costume.

Sue: It's funny! And 3) is this behind you?

Jim: 4) are you talking about?

The boy in the dog costume?

Sue: No, the girl in the cat costume.

Jim: That's my friend, Mary.


Sue: 5) is she doing?

Jim: She's posing for the photo!



Can you remember?

Look at the picture for one minute. Close your book and in pairs ask and answer questions with *what* and *who*.



Who is watching TV?

She's sleeping.

Jason is watching TV. What is Granny Nina doing?

