






1A AT SCHOOL

1. WATCH YOUR TEACHER'S VIDEO.































2. READ AND MATCH.



HELLO! MI NAME IS STITCH AND THESE ARE MY SCHOOL OBJECTS.

THIS IS MY PENCIL		
THIS IS MY BOOK		
THIS IS MY RULER		
THIS IS MY ERASER		
THIS IS MY SCHOOL BAG		

3. LISTEN AND CLICK.

4. LET'S PLAY: DRAW AND COLOUR ONE PAIR OF EACH SCHOOL OBJECT USING DIFFERENT PIECES OF PAPER. USE THE PAIRS OF DRAWING TO PLAY THE MEMORY GAME WITH YOUR FAMILY. TO WIN, YOU HAVE TO MENTION THE NAME OF THE OBJECT IN ENGLISH!