

| Subject | Unit | Lesson | Type of Lesson |
|---------|------|----------|----------------|
| Science | 6 | 6.1- 6.5 | Review Sheet |
| Name | Y1- | | Date: |

1: Fill in the blanks with the help of the word bank given below.

head

harder

foot

1. They can make it go away faster by pushing it _____.

2. The boy pushes the ball with his _____.

3. The girl pushes the ball with her _____.



Q2: Circle the things that can float.



Q3. Choose and write the correct movement words for each picture.

sliding

jumping

swinging










Q4. Tick ✓ the correct statement. Cross out ✗ the false statement.

- a. We can push to move things closer. ()
- b. Heavy things are difficult to move. ()
- c. You should touch powered plugs and wires. ()




Q5: Tick (✓) the things that are Magnetic and cross out (✗) the things that are Non-magnetic.

| OBJECT | MATERIAL | NON-MAGNETIC (✗) | MAGNETIC (✓) |
|--|----------|------------------|--------------|
|  | METAL | | |
| wood  | WOOD | | |
| plastic chair  | PLASTIC | | |

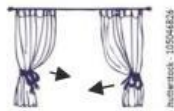
Q 6: Circle the moving parts of car.



Q 7: Draw a circle around the right word for each picture in the table.

| | | |
|--------|---|-----------------|
| fan |  | hand / electric |
| rope |  | hand / electric |
| beater |  | hand / electric |

Q 8: Draw a circle around the correct word.



| | | |
|-------------|-------------|-------------|
| Push / Pull | Push / Pull | Push / Pull |
|-------------|-------------|-------------|

Q.9 Put tick (✓) on the things that can 'sink'.



Good Luck!

