

1 Listen and repeat the letters.

2 Classify the letters.

rhyme with A: (A) (J) ()

rhyme with B: (B) () () (E) () () () (V) (Z)

sound like F: (F) (L) () (N) () ()

other letters: (H) (I) () (Q) () (U) () ()

3 Listen and write the number words.

0 → zero 7 →
1 →
2 →
3 →
4 →
5 →
6 →

4 Pronounce the letters to decode the number words.

0. 13 t h i r t e e n
1. 14 e f n t e e n
2. 15 f f t e e n
3. 16 i t e e n
4. 17 s e n t e n
5. 18 e i h e e n
6. 19 n e t e n
7. 20 t e n t

The Alphabet

the letter	pronounced...
A	→ e
B	→ bi
C	→ si
D	→ di
E	→ i
F	→ ef
G	→ dʒi
H	→ etʃ
I	→ ai
J	→ dʒe
K	→ ke
L	→ el
M	→ em
N	→ en
O	→ o
P	→ pi
Q	→ kyu
R	→ ar
S	→ es
T	→ ti
U	→ yu
V	→ vi
W	→ "double" yu
X	→ eks
Y	→ wai
Z	→ zi

Guess What!

Where 0 is included in a phone number, it is pronounced "oh." For example: 237-0980 is two-three-seven-oh-nine-eight-oh.

1 min

5 Think Fast! Spell your name and say your phone number.

6 Listen and repeat the numbers.

end with -een	13	14	15	16	17	18	19
end with -y	30	40	50	60	70	80	90
	thirty	forty	fifty	sixty	seventy	eighty	ninety

7 Listen and circle the correct option.

0. 13 / 30

4. 17 / 70

1. 14 / 40

5. 18 / 80

2. 15 / 50

6. 19 / 90

3. 16 / 60

8 Read and number the months. Then listen and repeat.

October ☐

December ☐

July ☐

February ☐

January ☒

September ☐

June ☐

May ☐

November ☐

April ☐

March ☐

August ☐

9 Read and match the years.

0. 2001

nineteen forty-five

1. 1945

two thousand one

2. 2016

twenty sixteen

3. 1903

twenty twenty-five

4. 2025

nineteen oh (zero) three


2 min

10 Think Fast! Spell months and days for a classmate to guess.

Guess What!

In English, months and days of the week start with a capital letter:

Sunday, Monday, Tuesday, Wednesday, Thursday, Friday, Saturday.

11  Listen and match the parts of the sentences.

-  Listen
-  Look
-  Write
-  Circle
-  Read
-  Open

to page 21.
at the board.
the correct option.
the text.
to the conversation.
your name.

Verbs and Nouns

Words that indicate actions are **verbs**.
Words that represent people, places, things or ideas are **nouns**.

12 Look and circle the correct option.













13 Read and circle the words.

1. Circle nouns with blue.
2. Circle verbs with orange.

English talk person
Paula Oliver listen
July write Monday
look computer read

Colors

-  red
-  orange
-  yellow
-  green
-  blue
-  purple
-  black
-  white
-  brown
-  gray

14 Look at the words and say the colors.

15 Read and complete the patterns.

0. Sunday, Tuesday, Thursday
1. ten, _____, twenty
2. nine, eleven, _____

3. December, November, _____
4. seven, _____, nine
5. thirty, sixty, _____

Subject Pronouns



You



She



He



It



We



They

Can

We use **can** to express ability. The form is the same for all subjects:
I can. / He can. / They can.

16 Look and write the correct subject pronoun.

0. (Sara) She
1. (Jason and Chris) _____
2. (Owen) _____
3. (Veronica) _____
4. (Sara and I) _____
5. (Sara and Veronica) _____
6. (🐢) _____

17 Classify the subject pronouns.

singular ↑

you _____

plural ↑↑

you _____

18 Read and mark (✓) the sentences that are true for you.

1



I can cook.

2



I can sing.

3



I can swim.

4



I can ride a bike.

5



I can dance.

6



I can skate.

7



I can play the guitar.

8



I can play basketball.



19 Think Fast! Read and complete the sentences.

1. My favorite colors are _____ and _____.
2. My favorite day of the week is _____.
3. My favorite month is _____.

