

Progress Check 4 (Units 7-8)

1 Match the sentences to the pictures.

Don't shout!

Go to bed!

Don't touch the wall!

Take your boots off, please!

Don't eat those cakes!

Be careful!

1 Take your boots off, please!



2




3



4



5



6



2 Complete the text with the words in the list.


under

between

behind

on (x2)

in



The cat is sleeping 1) in its basket 2) under the table. Dinner is 3) on the table. Peter is sitting 4) between Sally and Grandpa. John is 5) behind a chair. Grandma is bringing some food 6) on a tray.

Listening

- 3  Look at the picture. Listen and colour and draw. There is one example.



4 Song



Stand up, sit down, keep moving
Stand up, sit down, keep moving
Stand up, sit down, keep moving
We're in the classroom today!

Stand up, sit down, keep moving,
stand up sit down, stand on one leg
And nod your head, keep moving
We're in the classroom today!

Stand up, sit down, keep moving,
stand up sit down, stand on one leg
And nod your head, turn around
Touch the ground, keep moving
We're in the classroom today!

Stand up, sit down, keep moving,
stand up sit down, stand on one leg
And nod your head, turn around
Touch the ground, wave your hands
Stamp your feet, keep moving
We're in the classroom today!


Stand up, sit down, keep moving,
stand up sit down, stand on one leg
And nod your head, turn around
Touch the ground, wave your hands
Stamp your feet, stand up, sit down
Relax now!
We're in the classroom today!

Progress Check 5 (Units 9-10)

1 Choose the correct item.

- | | |
|--|---|
| <p>1 It sometimes snows winter.
 <input checked="" type="radio"/> A in B at C on</p> <p>2 I have an English lesson Monday morning.
 A in B at C on</p> <p>3 The boys eat lunch noon.
 A in B at C on</p> <p>4 My favourite programme is half past seven.
 A in B at C on</p> | <p>5 I often watch TV the evening.
 A in B at C on</p> <p>6 We go to bed 8 o'clock.
 A in B at C on</p> <p>7 Ben's birthday is April 4th.
 A in B at C on</p> <p>8 We usually go to the beach summer.
 A in B at C on</p> |
|--|---|

2 Look at the pictures and write questions and answers.




- | | |
|--|---|
| <p>1 ... <i>How many tomatoes</i> ... do we need?</p> <p>2 is there in the fridge?</p> <p>3 is in the bottle?</p> <p>4 have we got?</p> <p>5 are there?</p> <p>6 do we need?</p> <p>7 have we got?</p> <p>8 are there?</p> | <p>... <i>Not many</i> ...</p> <p>.....</p> <p>.....</p> <p>.....</p> <p>.....</p> <p>.....</p> <p>.....</p> <p>.....</p> |
|--|---|

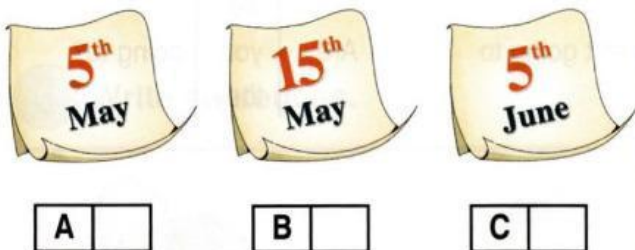
Listening

3  Look at the pictures. Listen and tick (✓) the box. There is one example.

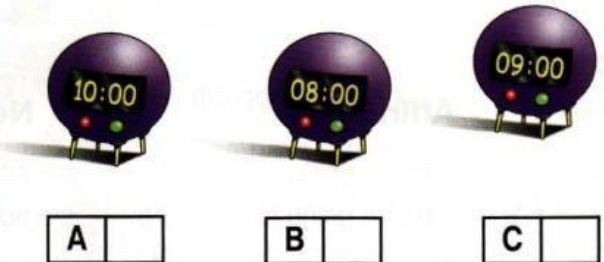
1 When does Billy have a guitar lesson?



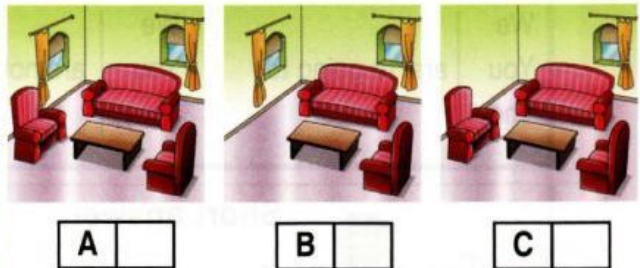
2 When is Sara's birthday?



3 When do Emma and her sister go to bed?



4 What's in the living room?



4 Song

How much chicken have we got?
How much chocolate have we got?
How much cola have we got?
Can we have a picnic?

How many oranges have we got?
How many biscuits have we got?
How many apples have we got?
Can we have a picnic?

We've got chicken and chocolate, too
We've got cola for me and you
We've got biscuits and apples, too
We can have a picnic!

