

















Nome: _____ N.º _____
 Turma: _____ Ano de escolaridade: _____ Data: ____ / ____ / ____

1. Conta e descobre quantos elementos há em cada conjunto.

	<div>2</div> <div>3</div> <div>4</div>
	<div>1</div> <div>2</div> <div>3</div>
	<div>3</div> <div>4</div> <div>5</div>
	<div>3</div> <div>4</div> <div>5</div>
	<div>1</div> <div>2</div> <div>3</div>
	<div>4</div> <div>5</div> <div>6</div>
	<div>5</div> <div>6</div> <div>7</div>

2. Conta os animais e seleciona a quantidade.

	<input data-bbox="1141 347 1316 436" type="text"/>
	<input data-bbox="1141 571 1316 660" type="text"/>
	<input data-bbox="1141 772 1316 862" type="text"/>
	<input data-bbox="1141 996 1316 1086" type="text"/>
	<input data-bbox="1141 1209 1316 1299" type="text"/>
	<input data-bbox="1141 1433 1316 1523" type="text"/>
	<input data-bbox="1141 1646 1316 1736" type="text"/>

 Two cartoon elephants, one pink and one purple, standing side-by-side. The pink elephant is on the left and the purple elephant is on the right. They are both facing left and have their trunks raised.	 An empty rectangular box with a green border, intended for a drawing or answer.
--	---