¡A contar!

Martes

* Cuenta y escribe el número que corresponde.

	
	
	
	

A

LIVEWORKSHEETS

Martes

¡Aprendemos a escribir los números!

* Observa y copia los números según el modelo.

0	1	2	3	4	5	6	7	8	9
0	1	2	3	4	5	6	7	8	9
0	1	2	3	4	5	6	7	8	9
0	1	2	3	4	5				
0	1	2	3	4					
0	1	2	3						
0	1	2							
0	1								
0									

A

LIVEWORKSHEETS

Contamos juntos

* Para cada grupo, encierra en un círculo el número correcto.



7 8 9 10 11 12

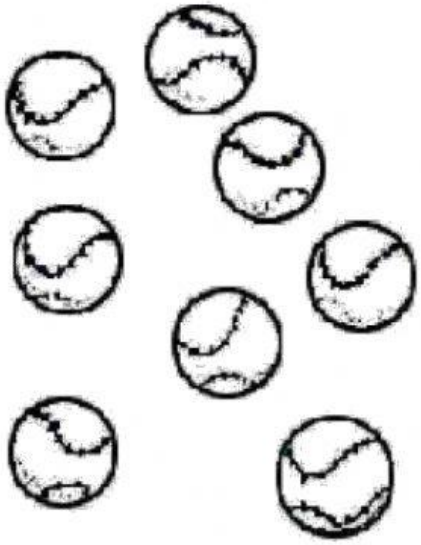

3 4 5 6 7 8



4 5 6 7 8 9 10



1 2 3 4 5 6

A

LIVEWORKSHEETS

Nos divertimos con los números

* Colorea siguiendo la clave y sabrás cómo se veía el lugar que visitó Diego en sus vacaciones.

CLAVE:

1. Amarillo.	2. Anaranjado.	3. Plomo.
4. Blanco.	5. Azul.	6. Celeste.
7. Verde.	8. Negro.	9. Rojo.

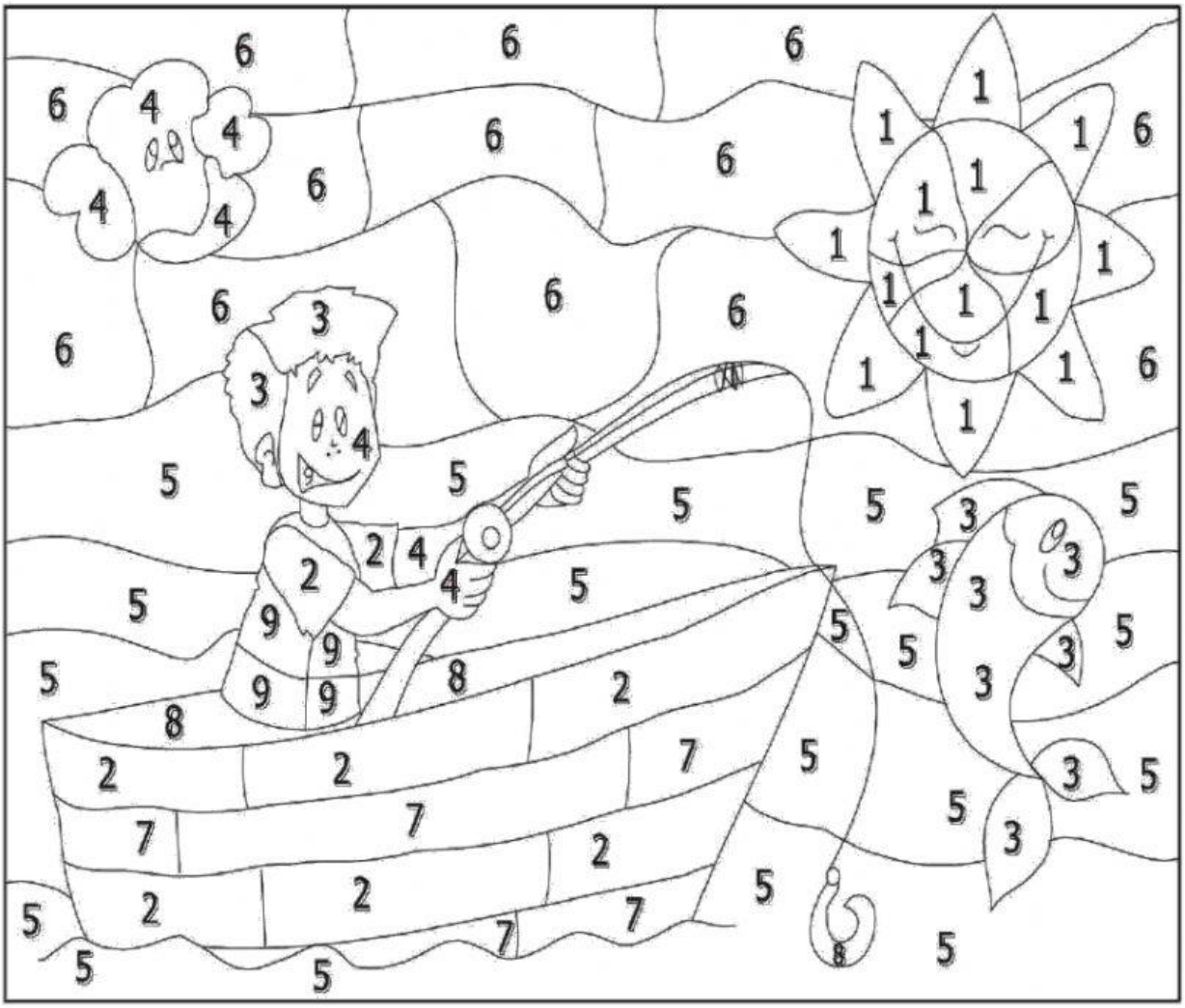

A

LIVEWORKSHEETS

Iniciamos la adición

* Observa los dibujos y realiza las siguientes adiciones:

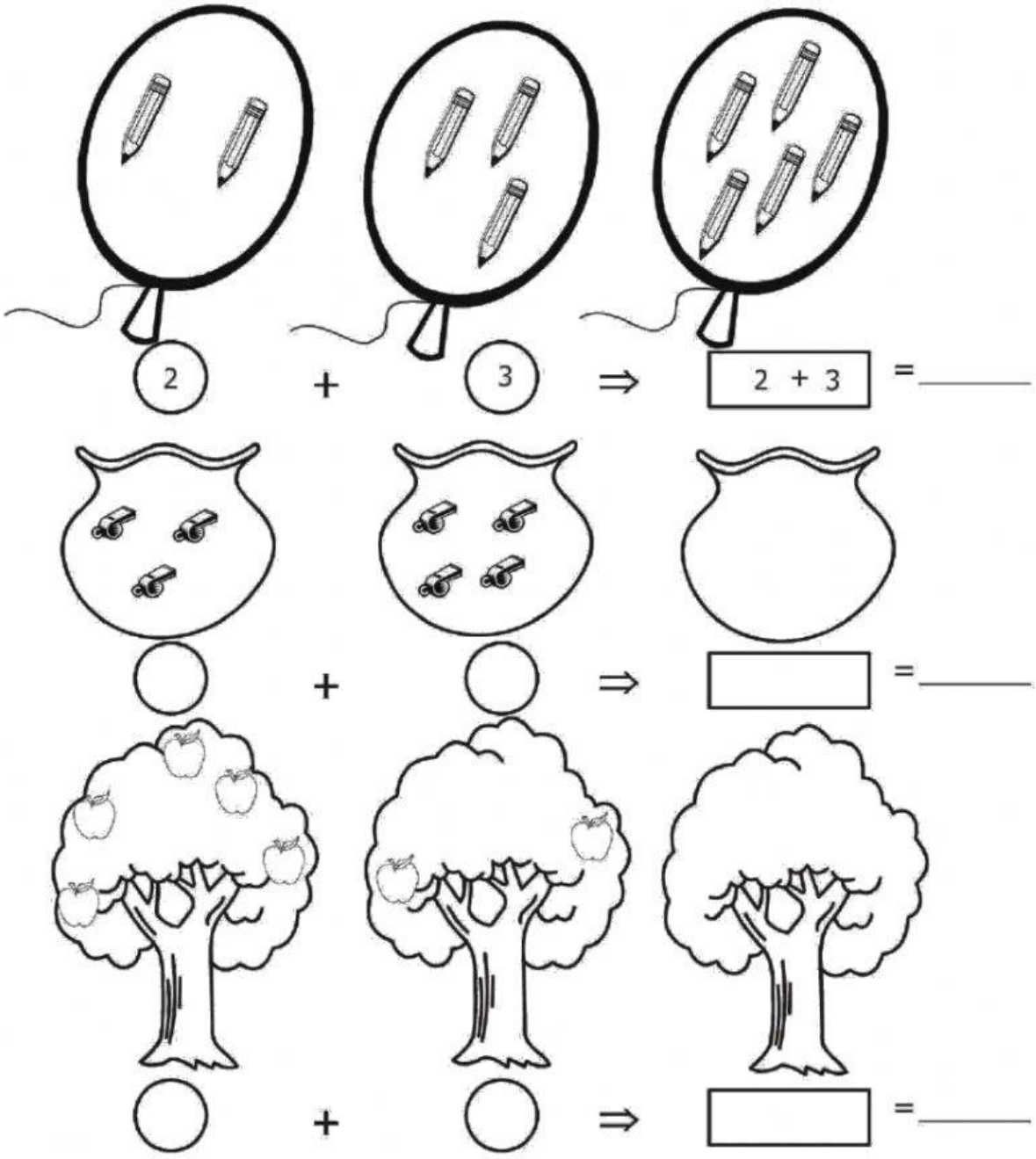

A

LIVEWORKSHEETS

Completando las sumas

* Completa las bolitas de las mariposas de acuerdo a lo que indica el número y realiza las adiciones.



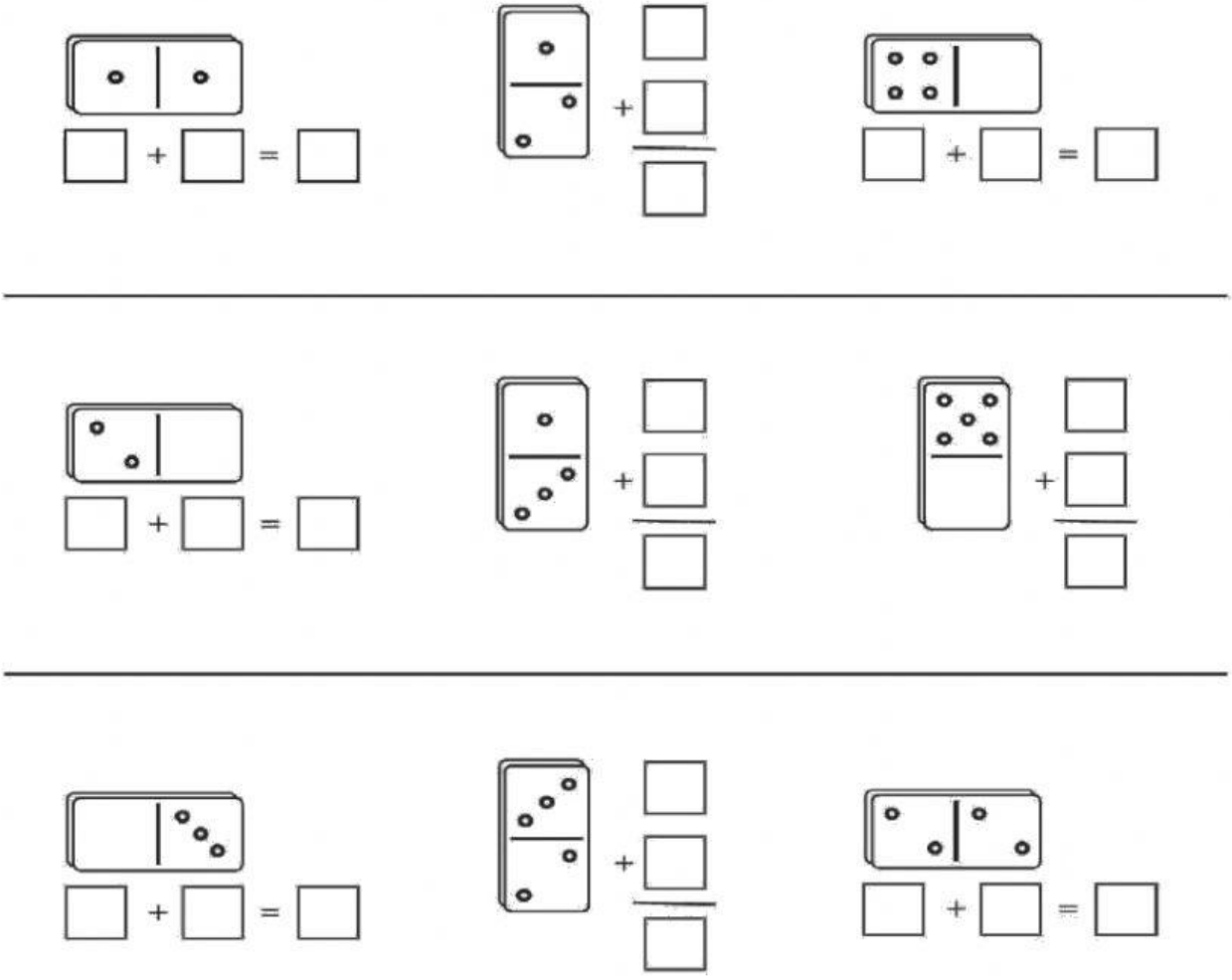

A

LIVEWORKSHEETS

Viernes

¡Jugamos con los números¡

* Coloca en cada cuadrado el número que falta.

0	1			4		6		8	9
		2	3	4			7		9
	1		3		5			8	
0	1	2	3			6	7		
		2		4	5				9
0					5	6		8	
0	1						7		
		2		4		6		8	
	1		3		5				9
0						6	7		

LIVEWORKSHEETS

Seguimos con la adición

1. Cuenta y calcula cuántos hay.



2 + 3 = ☐



4 + 2 = ☐

2 + 2 = ☐

5 + 4 = ☐

3 + 2 = ☐

5 + 5 = ☐

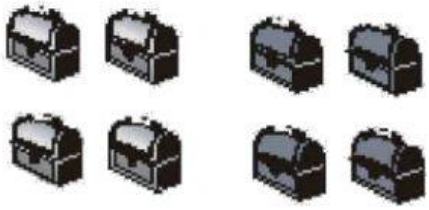

4 + 4 = ☐

3 + 4 = ☐

LIVEWORKSHEETS

2. Completa y resuelve las adiciones en forma vertical, sigue el ejemplo:

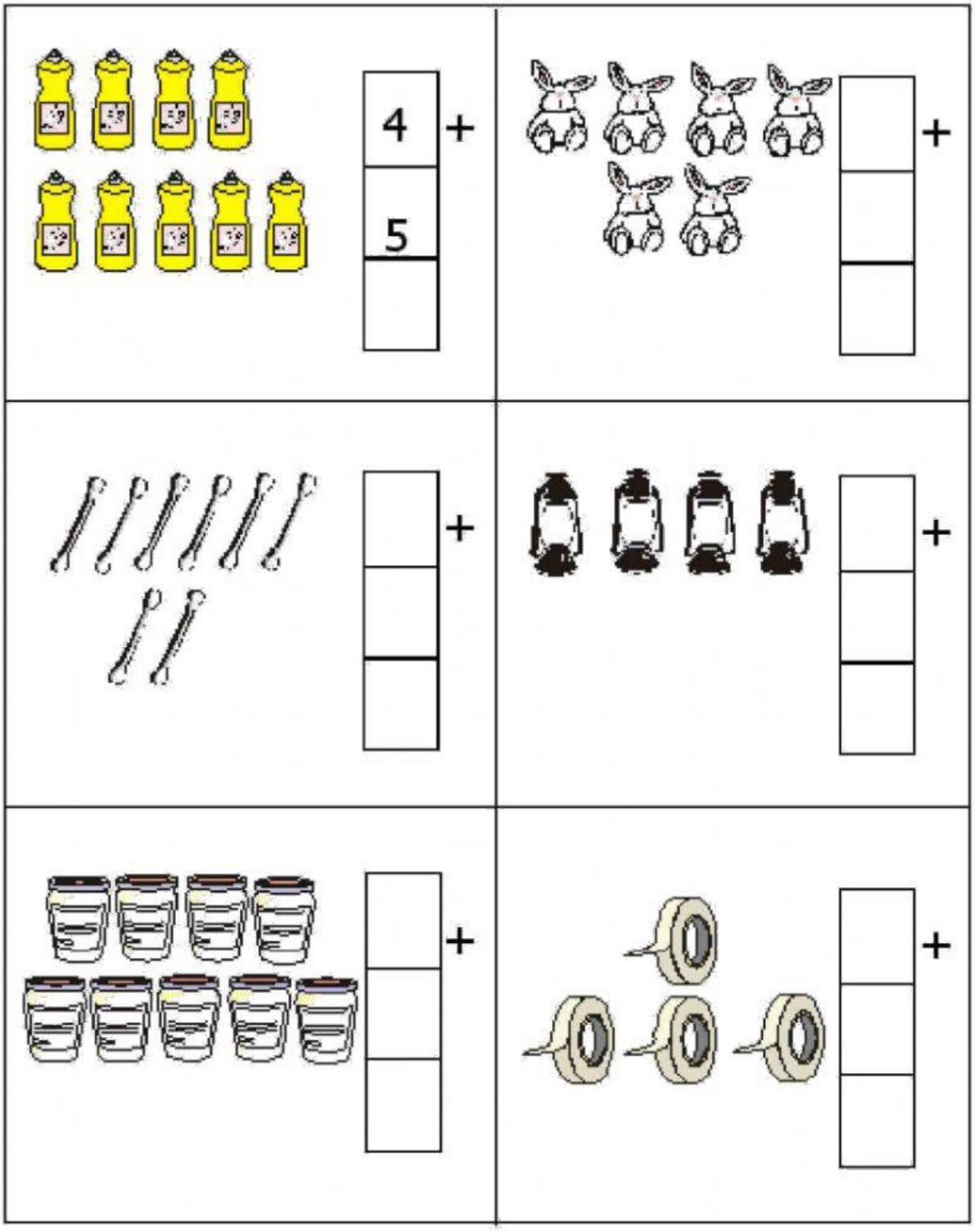

LIVEWORKSHEETS