






















Pictograph

Mode of transport	Number of students
Bus	      
Car	   
Walking	     
Bycycle	  
Key :  Represents children	

Q1 How many children going Bus and Walking ?

Q2 How many children going with car and bicycle ?

Q3 How many children in data ?