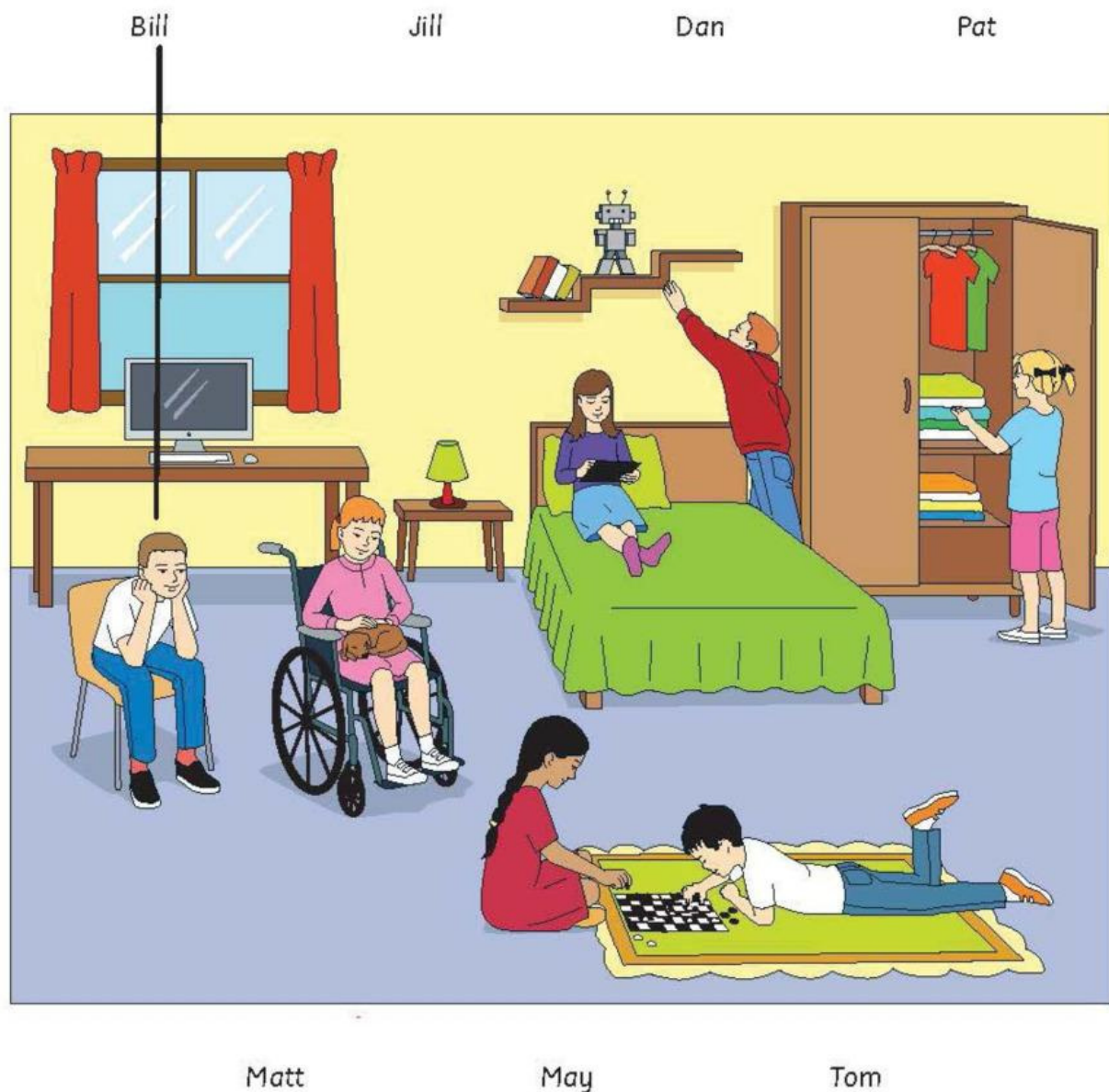


# Test 3

## Listening

### Part 1 – 5 questions –

Listen and draw lines. There is one example.



## Test 3

### Part 2 – 5 questions –

Read the question. Listen and write a name or a number.  
There are two examples.



#### Examples

What's the boy's name?

Bill

How old is he?

7

### Questions

- 1 What is Bill's friend's name? \_\_\_\_\_
- 2 Which class are the children in at school? \_\_\_\_\_
- 3 How many cats are in Bill's house? \_\_\_\_\_
- 4 What's the name of Bill's favourite cat? \_\_\_\_\_
- 5 How many chickens has Bill's friend got? \_\_\_\_\_

## Test 3

### Part 3 – 5 questions –

Listen and tick (✓) the box. There is one example.

What's Lucy doing?



A ☐

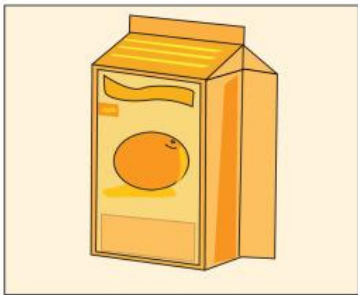


B ☐

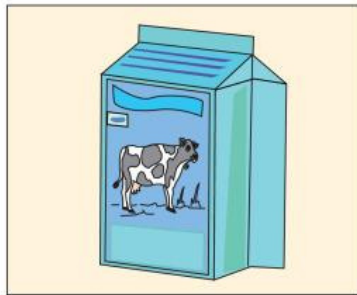


C ☒


1 What does Ben want?



A ☐



B ☐



C ☐

2 Which is Nick?



A ☐




B ☐




C ☐

## Listening


3 What's for breakfast?



A ☐

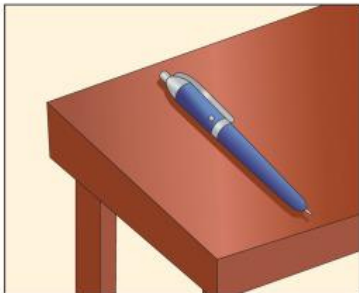


B ☐



C ☐

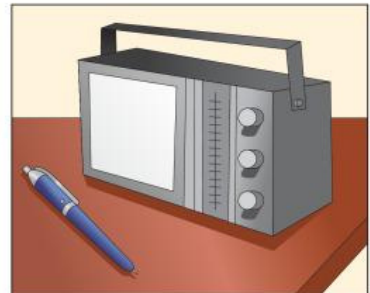
4 Where is Anna's



A ☐

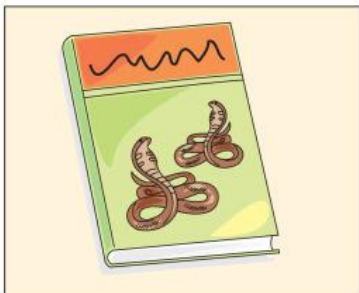


B ☐




C ☐


5 Which book would Sam like?



A ☐



B ☐



C ☐



## Test 3

### Part 4 – 5 questions –

Listen and colour. There is one example.



## Test 3

## Reading & Writing

### Part 1 – 5 questions –

Look and read. Put a tick (✓) or a cross (X) in the box.  
There are two examples.

#### Examples



This is a flower.


☒

This is a television.

☐

#### Questions

1




This is an eraser.

☐

### Test 3


2



These are goats.

☐

3



This is a potato.

☐

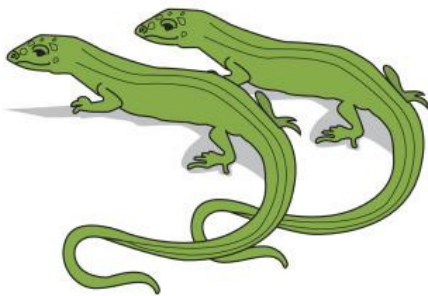
4



This is a motorbike.

☐

5



These are snakes.

☐



Part 2  
– 5 questions –

Look and read. Write **yes** or **no**.



**Examples**

There are two orange trees.

yes

The birds are flying.

no

**Questions**

1 The boy has got four oranges.

2 The apples on the tree are green.

3 There are watermelons in a blue bag.

4 A lizard is sleeping under the pear tree.

5 A girl is picking up a tomato.

## Test 3

### Part 3 – 5 questions –

Look at the pictures. Look at the letters. Write the words.

Example



chips

p h i s c

#### Questions

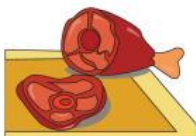
1



\_\_\_\_\_

e k a c

2



\_\_\_\_\_

e t a m

3



\_\_\_\_\_

n o n i o

4



\_\_\_\_\_

a n b a a n

5



\_\_\_\_\_

p l a i p e p n e

Part 4  
– 5 questions –


Read this. Choose a word from the box. Write the correct word next to the numbers 1–5. There is one example.

Parks



Parks are big with a lot of trees and (1) \_\_\_\_\_ .  
Lots of parks have a playground. (2) \_\_\_\_\_ can run and play in parks.  
They can ride (3) \_\_\_\_\_ and fly kites in parks.  
In the trees there are a lot of (4) \_\_\_\_\_ – black, blue and green.  
Many parks have water and ducks and children can give food to them.  
Parks open in the (5) \_\_\_\_\_ and close in the evening.

example



trees



birds



morning



flowers



chicken



bikes



shop



children

## Test 3

Part 5  
– 5 questions –

**Look at the pictures and read the questions. Write one-word answers.**



## Examples

What is the teacher wearing?

a skírt

How many children are there?

five

## Questions

1 What is the boy with the red T-shirt doing?

\_\_\_\_\_ a ball

## Reading & Writing



2 Who is holding the ball? the \_\_\_\_\_

3 What are the children looking at? a \_\_\_\_\_



4 Where are the children now? in the \_\_\_\_\_

5 What is the teacher doing? \_\_\_\_\_ to the board