

# Questions Store

## Objective Card

Grade	Four	Syllabus	English world 4		
Unit	eight	Lesson	Four Grammar in conversati on	Page	87
Objective	By the end of the lesson, students will be able to understand and practise "How to give directions".				
Thinking Skills	<input type="checkbox"/> Knowledge	<input type="checkbox"/> Comprehension	<input checked="" type="checkbox"/> Application	<input type="checkbox"/> HOTS	
Explanation	<div>Study the following:</div> <div>A: Excuse me Can you tell me the way to school?</div> <div>B: Of course. Are you lost?</div> <div>A: Yes, I am.</div> <div>B: well, Walk along this road.</div> <div>A: Ok?</div> <div>B: Then turn left at crossroads.</div> <div>Then, go straight on the school is on your right.</div> <div>Form:</div> <div>Asking for directions: by using Wh questions or yes/no questions</div> <div><div><input type="checkbox"/> Excuse me! Can you tell me the way to the...?</div><div><input type="checkbox"/> Excuse me! How do I get to the ...?</div><div><input type="checkbox"/> Excuse me! Where's the ...?</div><div><input type="checkbox"/> Excuse me! Is there a ... near here?</div></div> <div>Giving directions: imperative + the direction</div>				



# Questions Store

- ✚ Go straight ahead.
- ✚ Go along the street.
- ✚ Turn left.
- ✚ Turn right.
- ✚ Take the first/second turning on the left.
- ✚ Take the first/second turning on the right.
- ✚ Cross the street.
- ✚ Go past.
- ✚ Go through the park/ ...
- ✚ Go across the bridge.

**Where is the...?& adverbs of place.**

The school is ...

- ☐ on your right/left.
- ☐ round the corner.
- ☐ on the corner of ... and ...
- ☐ next to the ...
- ☐ opposite the ...
- ☐ between the ... and the ...
- ☐ in front of the ...

we use these expressions to ask and give directions.

**Examples:**

**Dialogue**

**A Excuse me! Can you tell me the way to the bank, please?**

**B Yes, of course.**


**Go along Spring Street and take the first turning on the right.**

**Go straight ahead, past the roundabout and then turn right into Park Street.**

**Take the first turning on the right again and there is the bank.**

**B: Thank you very much.**

## Questions Card

No.	MC Questions	Difficulty Level
1.	If you want to go to the park, you should..... . 	moderate
	a) turn left                      c) go straight on	

# Questions Store

	b) turn right	d)go around the corner	
Explanation: The picture refers to the straight on direction.			
2.	Go ..... the bridge to cross the road.		moderate
	a) near	c) over	
	b) under	d) behind	
Explanation: Go "over" as shown in the picture.			
3.	The park is at/on .....		moderate
	a) left	c) right	
	b) opposite	d) corner	
Explanation: The picture indicates the corner.			
4.	A:Excuse me,..... I go the post office? B:Yes, Go straight on then turn left.		difficult
	a) who	c) how	
	b) when	d) which	
Explanation: We use "how" to ask about direction as it goes with the meaning of the sentence.			
5.	Which direction does this arrow refer to? It refers to the.....direction		easy
	a) left	c) right	
	b) back	d) opposite	
Explanation: The arrow refers to right direction.			
6.	The Egyptian restaurant is next.....the café.		moderate
	a) of	c) to	
	b) at	d) past	
Explanation: The word "next" should be followed by the preposition to.			
7.	The tourism centre is.....the High street and Middle lane.		


# Questions Store

a) over	c) across	moderate
b) at	d) between	


Explanation: "Between" As there are two places and as illustrated by arrows.

8.	Where is the hospital? It is.....right.	difficult
a) of	c) in	
b) on	d) by	

Explanation: We must use the preposition "on" with left and "right".

No.	True / False Questions	Difficulty Level
9.	Where is the hospital? It is on the left . a) True      b) False      C) Not Mentioned	easy
		

Explanation: According to the picture, It is on the left .

10.	A: How can I go to the other side? B: Go over the tunnel . a) True      b) False      C) Not Mentioned	easy
		

Explanation: The picture refers to "under" and not "over".