

UNIT 8.MY BODY

LESSON 1. MY FACE

Exercise 1. Match the picture with the word.



eyes



mouth

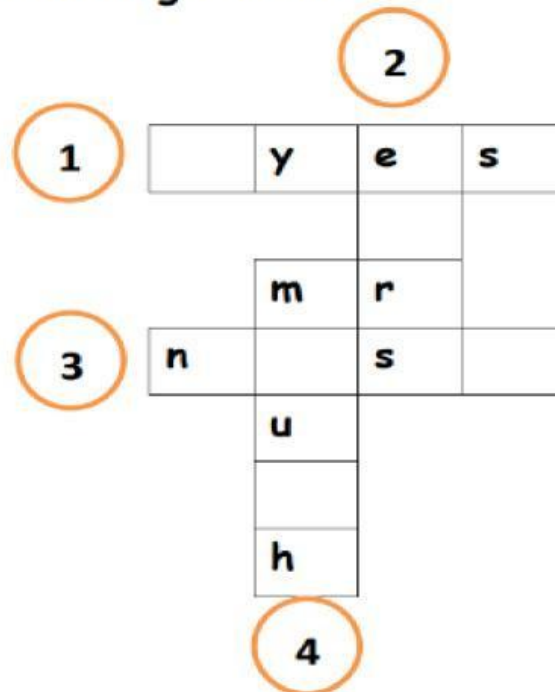


ears



nose

Exercise 2. Fill the missing letters



Exercise 3. Reorder the letters

1. Neos →

2. eyse →

3. muoht →

4. eras →



Exercise 4. Look, read and match

1. I can touch my mouth.



2. I can touch my ears.







3. I can touch my eyes.



4. I can touch my nose.



Exercise 5. Look and write

			
1. I can touch my	2.	3.	4.