Colegio San Miguel Arcángel
Science Department
6th grades

Puberty

Unit Test

Name: _____Date: _____

(_____/ 47)

I.- Mark with a circle the correct answer. (30 Pts)

1.- Which alternative correctly shows the order of human development?

A. Childhood - prenatal - puberty - adolescence - adulthood - Advanced Adulthood.

B. Prenatal - puberty - adolescence - childhood - advanced adulthood - adulthood.

C. Childhood - Prenatal - puberty - adolescence - advanced adulthood. - adulthood

D. Prenatal - childhood - puberty - adolescence - adulthood - advanced adulthood.

- Use the following information to answer questions 2 and 3

Alice asked for a week of vacation from work, as she had just made an important decision to get married to Jack.

2.- In which stage of development is Alice now?

A. Prenatal.

B. Advanced adulthood.

C. Adolescence.

D. Adulthood.

LIVEWORKSHEETS

3.- In which stage of life was Alice before the stage she is now?

A. Childhood.

B. Puberty.

C. Adolescence.

D. Advanced adulthood.

4.- Which of the following situations represents a **social** change produced during puberty?

A. Diego realized that he is growing hair on different parts of his body.

B. Mary realized that her hips and breast have begun to grow larger.

C. Robert chooses what clothes he'll wear and has started to listen to a different style of music.

D. Mariela has started to hang out more with her friends than with her family.

5.- Which of the following secondary sexual characteristics is common to both males and females?

A. Lowering of the voice.

B. Genital development.

C. Widening of hips.

D. Facial hair growth.

6.- Which of the following secondary sexual characteristics is only for males?

A. Genital development.

B. Hair growth.

C. Shoulders widening.

D. Increase in height.

LIVEWORKSHEETS

7.- The correct description of puberty is:

A. It starts in the mother's uterus and lasts until the end of adolescence.

B. It is a time to take on more responsibilities, like forming a family and being independent.

C. It is a time when a person begins to develop a sense of responsibility, external sexual characteristics develop and become more independent.

D. It is a time when people learn to read and write and to relate with friends, especially their own sex.

- Use the following diagram to answer questions 8 and 9.

8.- What structures correspond to numbers 1 and 3?

A. The tail and head.

B. The head and middle section.

C. The middle section and the head.

D. The head and tail.

9.- What would happen if structure number 3 were removed?

A. The sperm would not be able to fertilize the egg because of lack of energy.

B. The sperm would not be able to fertilize the egg because it would not be able to enter it.

C. The sperm would not be able to move, so it will not be able to get to the egg.

D. The sperm would disappear, from lack of nutrients.

LIVEWORKSHEETS

- Use the following image to answer questions 10 and 11.

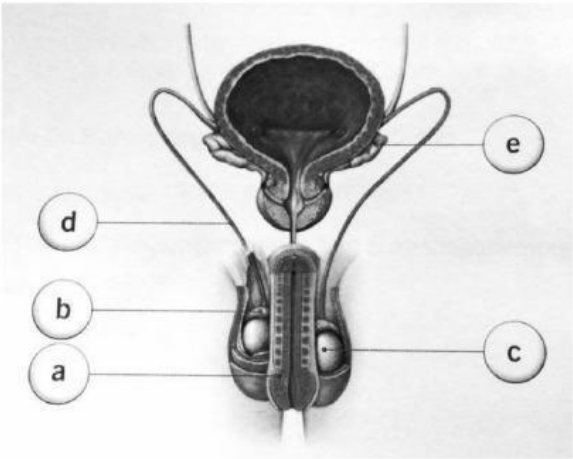

10.- The following options (A, B, C or D) show functions of the male reproductive system.

Which pair of functions are correctly represented by letters "a" and "c"?

A.

a: Place sperm inside a female

b: Produce sperm.

B.

a: Transport sperm or urine at different times

b: Transports sperm to the urethra.

C.

a: Transports sperm to the urethra

b: Produce sperm.

D.

a: Place sperm inside a female.

b: Transport sperm or urine at different times.

LIVEWORKSHEETS

11.- Which organ stores sperm until they are completely mature?

A. a

B. b

C. c

D. d

- Observe the image and answer question 12.

12.- If a woman´s body is damaged in the marked area (X) What consequences would she experience in relation to the functions of her reproductive system?

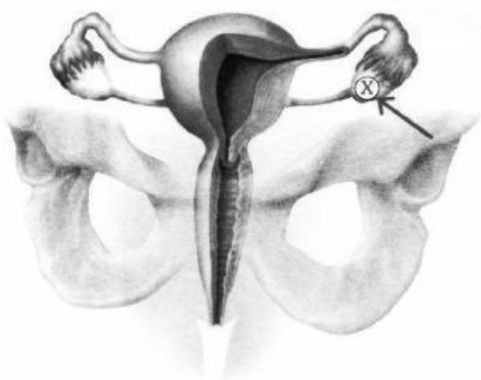

A. She would not be able to have children.

B. Decrease in production of ova or egg cells.

C. The ova would not be able to be fertilized.

D. Increase in production of ova.

13.- Mark the path the ova travels from when it is formed until menstruation or fertilization occurs.

A. Uterus - fallopian tube - vagina.

B. Uterus - fallopian tube - ovaries.

C. Ovaries - uterus - fallopian tube.

D. Ovaries - fallopian tube - uterus.

LIVEWORKSHEETS

14.- Between what days does this woman's menstruation probably begin?

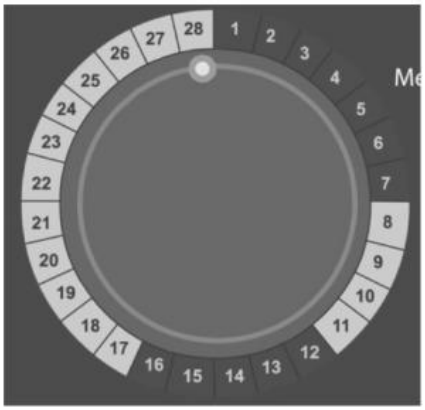

A. 1-3

B. 14-16

C. 22-24

D. 15-26

15.- Considering the image, it is correct to say that: (attention to the ovum position)

A. It shows the first stage of the female menstrual cycle, during menstruation.

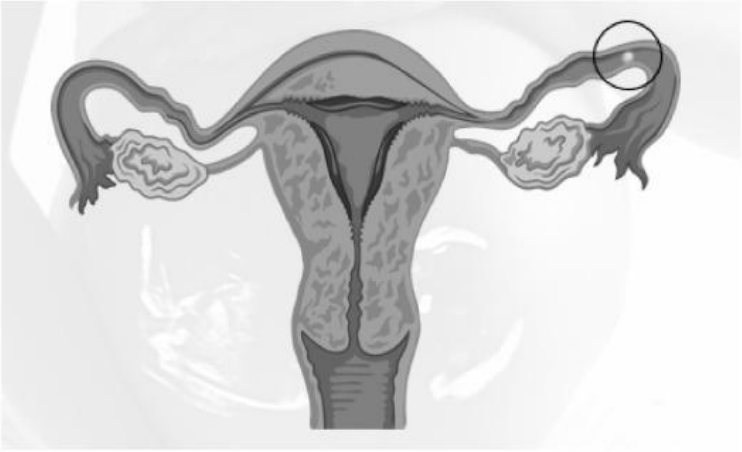

B. It shows ovulation, the moment the ovum comes out from the ovary and travels through the fallopian tubes. Here is where it might be fertilized.

C. It shows the third stage, when the ovum gets to the uterus and attaches to the nutritive lining, waiting for menstruation.

D. It shows the gestation process, where the baby starts developing in the uterus.

LIVEWORKSHEETS

16.- Complete the diagram comparing the Ovum and Sperm.

Write 2 differences and 2 similarities.

(8 pts)

Female gamete: _____	Male gamete: _____
Differences 1_____ _____ 2_____ _____	Differences 1_____ _____ 2_____ _____
Similarities 1_____ _____ 2_____ _____	

LIVEWORKSHEETS

17.- Use the words from the box to label the following image, then answer the questions. (9 pts)

Uterus – umbilical cord – cervix – vagina - placenta

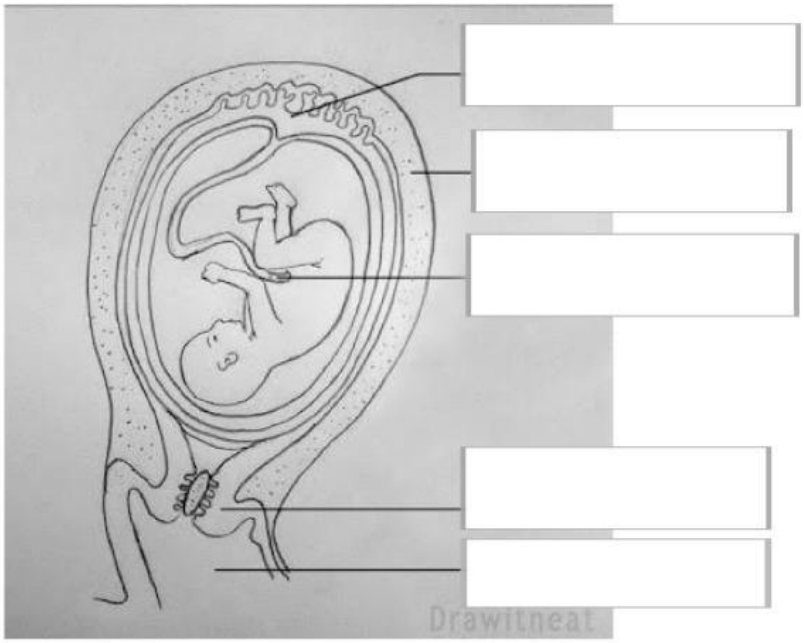

18.- Which stage is shown in the image?

A. Fertilization.

B. Menstruation.

C. Ovulation.

D. Gestation.

19.- How does the fetus feed during gestation?

A. Through the umbilical cord.

B. Through the mouth.

C. Through the uterus.

D. Through the mother's stomach.

LIVEWORKSHEETS