








## LEARNING UNIT # 1 / DEMONSTRATIVE ADJECTIVES

✚ This lesson was designed to help students understand and apply demonstrative adjectives correctly.

## DEMONSTRATIVE ADJECTIVE

A demonstrative adjective is a word that modifies a noun by talking about its number and vicinity of the speaker. The demonstrative adjectives are 'this', 'that', 'these', and 'those'.

Adjectives	Number	Vicinity	Examples
THIS	Singular	Close to the speaker	 I love <b>this</b> ball.
THAT	Singular	Far away from the speaker	 I love <b>that</b> ball. 
THESE	Plural	Close to the speaker	 <b>These</b> trees are beautiful. 
THOSE	Plural	Far away from the speaker	 Let's sit nearby <b>those</b> trees. 

## This

Singular

For example:

I like this apple.




## That

Singular

For example:

I like that apple.




## These

Plural

For example:

I like these apples.




## Those

Plural

For example:

I like those apples.



<https://www.youtube.com/watch?v=GlbD5seHH-E>

**WATCH THIS VIDEO**



**WHAT IS THIS? WHAT ARE THESE?**  
CLASSROOM OBJECTS

Woodward  
ENGLISH



**What is this?**  
**It is a book.**



**What are these?**  
**They are books.**



**What is this?**  
**It is a pencil.**



**What are these?**  
**They are pencils.**

[www.grammar.cl](http://www.grammar.cl)

[www.woodwardenglish.com](http://www.woodwardenglish.com)

[www.vocabulary.com](http://www.vocabulary.com)



**LIVEWORKSHEETS**



Pair Work



### Oral Task Instructions: Work with a classmate and then:

1. Take turns showing objects to your classmate and use **THIS, THAT, THESE AND THOSE**. For example, this is a pencil (Show it to your classmate), this is a ruler, this a cellphone, these are shoes, that is a plant, or those are toys (Mention as many objects as you can (8 minutes)).

2. Take turns asking questions to your classmate (Use **That / This / These / Those**). For example,

**Student A:** / **What is this?**.....**Student: B** / **It's a book.**

**Student B:** / **What are these?**.....**Student: B** / **These are apples.**





## LET'S LISTEN FOR SPECIFIC DETAILS



Activity: Listen to the next audio and then fill in the blanks by using **That / This / These / Those** where corresponding.

### Conversation 1.

**Speaker A:** Excuse me I think \_\_\_\_\_ `s my jacket

**Speaker B:** hmm I do not think so. I think \_\_\_\_\_ my jacket.

**Speaker A:** Oh you`re right. I guess I made a mistake.



### Conversation 2.

**Speaker A:** Excuse me I think \_\_\_\_\_ are my gloves.

**Speaker B:** hmm I do not think so. I think \_\_\_\_\_ are my gloves.

**Speaker A:** Oh you`re right. I guess I made a mistake.



### Conversation 3.

**Speaker A:** Is \_\_\_\_\_ your umbrella?

**Speaker B:** No, it isn`t.

**Speaker A:** Are you sure?

**Speaker B:** Yes, \_\_\_\_\_ umbrella is brown and my umbrella is black.

**Speaker A:** Hmm let me see



### Conversation 4.

**Speaker A:** Are \_\_\_\_\_ your boots?

**Speaker B:** No, they aren`t.

**Speaker A:** Are you sure?



Speaker B: Yes, \_\_\_\_\_ boots are dirty and my boots are clean.

**Conversation 5.**

Speaker A: I'm terribly sorry!

Speaker B: Are you okay?

Speaker A: Yes, I'm okay

Speaker B: How about you?

Speaker A: I'm fine...oh my goodness, look at \_\_\_\_\_ mess.

Speaker B: Here, let me help you. I think \_\_\_\_\_ is your briefcase.

Speaker A: No \_\_\_\_\_ isn't my briefcase. \_\_\_\_\_'s your briefcase.

\_\_\_\_\_ is my briefcase.

Speaker B: You're right!

Speaker A: Is \_\_\_\_\_ your pen?

Speaker B: Yes, it is. Thanks! Is \_\_\_\_\_ your calculator?

Speaker A: Yes, thank you!

Speaker B: I think \_\_\_\_\_ are my gloves.

Speaker A: Hmm \_\_\_\_\_ are nice gloves.

Speaker B: Thanks!

Speaker A: and \_\_\_\_\_'s my umbrella.

Speaker B: Hmm are you sure? I think \_\_\_\_\_ is my umbrella. How about \_\_\_\_\_ umbrella?

Speaker A: \_\_\_\_\_ is definitely not my umbrella. \_\_\_\_\_'s my umbrella.

Speaker B: You're right and \_\_\_\_\_'s my umbrella.

Speaker A: Thanks!



Speaker B: Thanks!

Speaker A: Are \_\_\_\_\_ your pencils?

Speaker B: Yes, \_\_\_\_\_ are my pencils. Thanks! Is \_\_\_\_\_ your photograph?

Speaker A: Yes, it is. \_\_\_\_\_ are my children.

Speaker B: Cute kids!

Speaker A: Thank you! Hmm I guess \_\_\_\_\_ are your running shorts.

Speaker B: Thanks! Well I'm really sorry about *this*!

Speaker A: It's okay, no problem! Nice bumping into you!



## *this / these* with time

We can use *this / these* for periods of time *around now*.

I will be  
home late  
*this*  
evening.



*These* days  
he only  
wants to  
eat meat.



Georgina  
starts  
college  
*this* year.





THIS  
THAT



# SPEAKING TASK

THESE  
THOSE



**Oral Task Instructions:** Use demonstrative adjectives (**That / This / These / Those**) and make a dialogue like the one in the listening section. Moreover, make sure questions such as **what is this? / What is that? / What are those? And What are those?** Are also included in the conversation.

PREPARATION TIME:

