



WELCOME

I – LESSON SUMMARY

1. Vocabulary:




Gram	Kilogram: Kg/ Cân	Centimeter: Cm/ Xăng-ti-mét	Meter: Mét
			
Kilometer: Ki-lô-mét			
			


2. Phrases:

Work with your partner: Làm việc với bạn	Work with your group: Làm việc theo nhóm
	
Write your name at the top of the page: Viết tên của bạn ở đầu trang giấy	Write your answer on the board: Viết câu trả lời lên bảng
	



II – HOMEWORK

1. Look and Write:






	1.....
	2.....
	3.....

	4.....
---	--------


2. Look and Write:






 2,000	1.....
 1,000	2.....
2,000,000	3.....
300	4.....

3. Read and put the tick(v) or (cross) in the box:

	<p>1. The boy is working with his partner.</p> <div data-bbox="1141 286 1310 376" style="border: 1px solid green; height: 40px; width: 106px;"></div>
	<p>2. The boy is talking with his teacher.</p> <div data-bbox="1141 521 1331 611" style="border: 1px solid orange; height: 40px; width: 119px;"></div>
	<p>3. Students are writing their names at the top of the pages.</p> <div data-bbox="1161 822 1326 916" style="border: 1px solid orange; height: 42px; width: 103px;"></div>
	<p>4. There are six people in the picture.</p> <div data-bbox="1185 1039 1343 1128" style="border: 1px solid orange; height: 40px; width: 99px;"></div>
	<p>5. They are working with their group.</p> <div data-bbox="1166 1258 1321 1355" style="border: 1px solid orange; height: 43px; width: 97px;"></div>

4. Look and Write:

	<p>1. Are they going shopping?</p> <p>.....</p>
---	---

	<p>2. What does he do in the morning?</p> <p>.....</p>
	<p>3. Is he drinking milk?</p> <p>.....</p>
	<p>4. Is she going to school?</p> <p>.....</p>
 <p>(open the student book page 2 to look the colorful picture)</p>	<p>5. Is the mother wearing a pink sweater?</p> <p>.....</p>
 <p>(open the student book page 2 to look the colorful picture)</p>	<p>6. What is she wearing? (write 1 type of clothes only)</p> <p>.....</p>