

## LEARNING UNIT # 1 / DESCRIPTION OF OBJECTS



**CAN YOU DESCRIBE IT?**



 This lesson was designed to help students describe objects.

**WATCH** THIS **VIDEO**

<https://www.youtube.com/watch?v=fuDFz8AijfM>



## DESCRIBING OBJECTS

### DESCRIBING OBJECTS

#### SIZE

How big is it?

Tiny, small, medium-sized, big, enormous

#### SHAPE

What shape is it?

Square, round, oval, triangular...



#### OPINIONS

Heavy, light, old, new...

#### COLOR

What color is it?

Red, blue, white...



#### MATERIAL

What is it made of?

Wood, plastic, leather, glass...



#### PURPOSE

What is it used for?

It is used for playing.  
walking, sleeping, eating...

**It is a nice, big, new, round, colorful ball. It is made of rubber or leather.  
It is used for playing football.**

#### ADJECTIVES ORDER

OPINION → SIZE → AGE → SHAPE → COLOR → MATERIAL → PURPOSE

\*\*\* It is very unusual to have more than three adjective in front of a noun.

### EXAMPLES



This is the London Eye. It is an enormous Ferris Wheel by the river Thames in London. It is 135 meters high. It is huge! It is very heavy because its is made of steel. It has a round shape and fluorescent tubes. At night, these tubes illuminate London with different colours.




This is an iPad. It's medium-sized and has rectangle shape. It is made of plastic, glass and metal and many other smaller parts. It has a touch screen and an operating system that runs apps. It is very useful because you can study and play games with it.



This is an egg. It is small and has an oval shape. It can be white or light brown. It is very healthy, and you can make delicious omelets for dinner.

**WATCH** THIS **VIDEO**




**INSTRUCTIONS:** Read the following descriptions and check how each item was described. Check the use of: .....**IS USED FOR**\_\_\_\_\_ **ING** / \_\_\_\_\_ **IS MADE OF (MATERIAL)**.



It is a product that is used for washing things. It is made of plastic and metal . It is big and the shape is rectangular. It is white. It includes a door with a little window.

It is a product that is used for writing. It is made of wood. It is yellow and black. It is solid and it includes a mine.



It is a product that is used for playing. . It is small and the shape is round. It is black and white.



**INSTRUCTIONS:** Describe the following objects. Apply the use of: .....IS USED FOR\_\_\_\_\_ING / \_\_\_\_\_ IS MADE OF (MATERIAL) in each description. Finally, do not forget mentioning the color, size, and opinion.

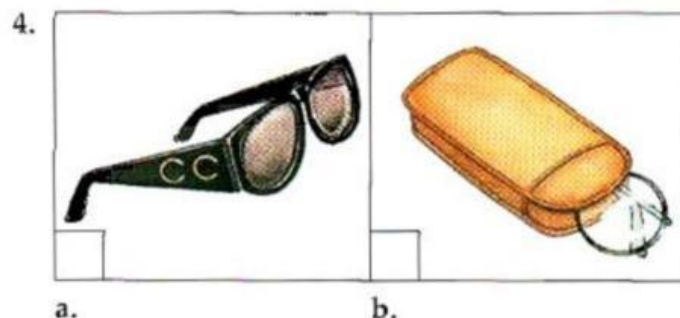
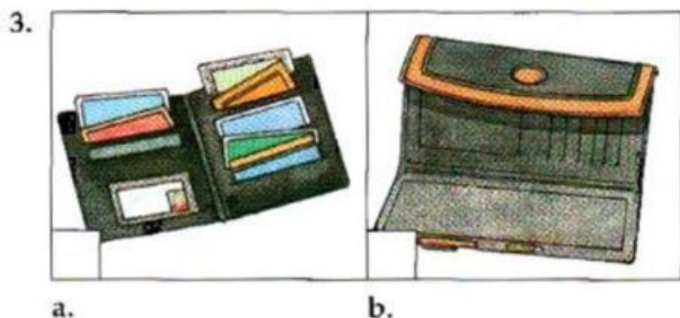
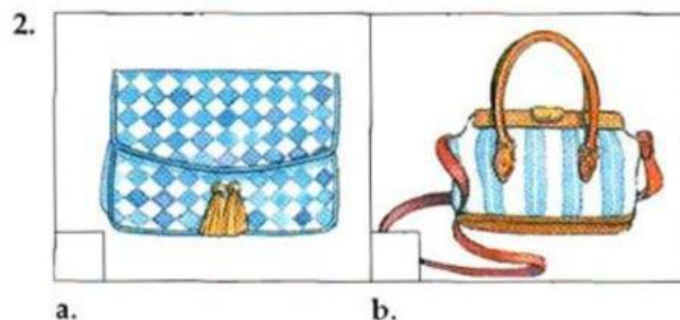
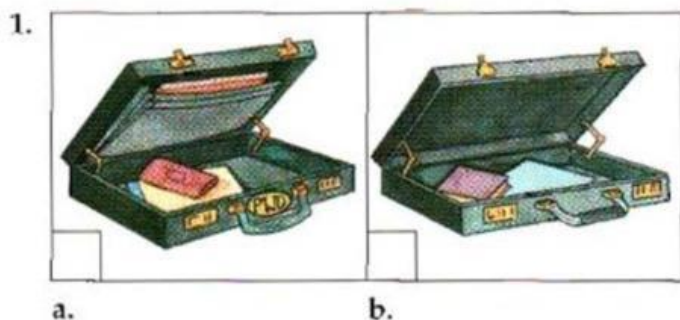


<https://english-practice.net/listening-exercises-a1-describing-things/>



# SECTION

**TASK #1 INSTRUCTIONS:** These people are describing items they left in a taxi. Listen and choose the correct picture. Listen to the audio only twice.





**TASK #2 INSTRUCTIONS:** People are describing these items. Listen and number the pictures. Listen to the audio only twice.

1

2

3

4

5

6



**TASK #3 INSTRUCTIONS:** Listen again. Why does each person like the item? Choose the correct information. Listen to the audio only twice.

1. a. She wears it every day.  
b. The sun hurts her eyes.  
c. It's good for windy days.
2. a. It's made of plastic.  
b. It's small.  
c. It's great for work.
3. a. It's small.  
b. It's big.  
c. She uses it while she runs.
4. a. It's cheap.  
b. It's not easily seen.  
c. She likes the colors.
5. a. It doesn't have wheels.  
b. It's good for traveling.  
c. It's very big.
6. a. They're comfortable.  
b. They're new.  
c. He likes the color.



Click on the link for additional listening exercises. Remember, "Practice Makes Perfect".

**CLICK HERE**








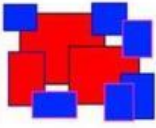




# TOPIC: ADJECTIVES ORDER

What is the correct order of adjectives? When you are going to use a number of different adjectives to describe a noun it is important to be able to put the adjectives in the correct order.

In this lesson, we will be looking at the best way to order your adjectives which will not only allow your sentences to flow much more easily but will also give you the impression of being a native English speaker.

## Order of Adjectives

Basic types of adjectives and the correct order for using them.

OPINION	SIZE	AGE	SHAPE	COLOUR	ORIGIN	MATERIAL	PURPOSE
What do you think about something?	How big or small is it?	How old or young someone or something is?	What is the shape?	What colour is it?	Where is it from?	What is it made of?	What is it used for?
awful, beautiful, cute, delicious, easy, friendly, funny, handsome, interesting, kind, lovely, mean, nice, pretty, silly, smart, strange, ugly	big, enormous, huge, large, little, short, small, thin, tiny	adolescent, ancient, modern, new, old, young	flat, irregular, oval, rectangular, round, square, triangular	black, blond, blue, brown, grey, magenta, pinkish, red, white, yellow	Brazilian, British, Chinese, French, Italian, lunar, Spanish, western	brick, cotton, copper, gold, iron, leather, plastic, porcelain, silk, silver, steel, wooden, wool	alarm (clock), dining (table), football (field), frying (pan), racing, sport (car), rock (chair), sailing (boat), sleeping (bag)
							

### EXAMPLES OF SENTENCES (It is not common to use more than 3 adjectives in a sentence)

- It is a beautiful small red car.
- They are small black French cups.
- It is a small yellow wooden chair.
- These are modern fast American computers.
- Tana is an attractive tall Costa Rican woman.
- They are friendly tall Brazilian girls.
- Peter is a smart tall Japanese boy.
- It is a fragile white Chinese vase.
- It is an expensive modern Korean train.
- It's a small rectangular wooden box.

**ORAL TASK / INSTRUCTIONS:** Look for THREE objects and describe them in front of the class. Make sure you describe each object by using 2-3 adjectives.