



Check Up 1

Units 1 and 2

A Listen and number.



B Match.



Is it a rectangle? C

a. This is a notebook.



What color is it?

b. This is tape.



What's this?

c. No, it isn't.



Is it a chair?

d. It's blue.



What's this?

e. It isn't a notebook.



It's a book.

f. Yes, it is.

C Write.



1. What is it? It's a pencil case.

2. It's orange. _____ and _____ make orange.

3. It's a _____. It _____ an eraser.

4. _____ a rectangle? Yes, _____

D Listen and write. Then act.



1.

I'm fine. Thank you.

2.

Let's share.

E What can you do? Read and ✓.

I can talk about...							
school supplies	<input type="checkbox"/>	<input type="checkbox"/>	<input type="checkbox"/>	art supplies	<input type="checkbox"/>	<input type="checkbox"/>	<input type="checkbox"/>
shapes	<input type="checkbox"/>	<input type="checkbox"/>	<input type="checkbox"/>	colors	<input type="checkbox"/>	<input type="checkbox"/>	<input type="checkbox"/>
Value I can be friendly.	<input type="checkbox"/>	<input type="checkbox"/>	<input type="checkbox"/>	Value I can be nice.	<input type="checkbox"/>	<input type="checkbox"/>	<input type="checkbox"/>

Units 1 and 2

21

Phonics

Bonus

A Listen, point, and say.



bag

b



bug



pop

p



pit



tag

t



top



dad

d



dig



mat

m



mud



nap

n



nod

B Look at **A**. Point and say with a partner.



C Listen and circle.



1.



d

t

2.



m

n

3.



b

p

4.



n

m

5.



p

b

6.



t

d

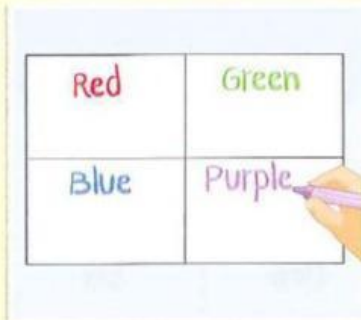
22

Phonics I

Project

Color Poster

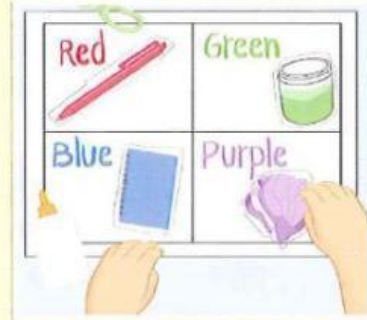
A Make a color poster.



1. Write the colors.




2. Find the colors.
Then cut out pictures.



3. Glue the pictures
to your poster.

B Listen. Then talk about your poster.



Tip

Ask questions.



Home-School Link

Talk about colors with your family.

Project 1

23