



# Identifying


## Beginning, Middle, and End Sounds





This activity can be used as is, laminated and with dry erase markers, or with clothespins.


Name: \_\_\_\_\_


Directions: Identify the missing sound in each word.


		
m_d		
a	o	e

		
_ab		
b	t	c

		
be_		
t	c	d

		
r_d		
o	a	e

		
_og		
l	b	d

		
ca_		
b	t	p

Name: \_\_\_\_\_

Directions: Identify the missing sound in each word.




d\_g

a

o

e



\_ig

p

t

c

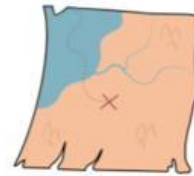


ca\_

t

c

d



m\_p

o

a

e



nu\_

l

b

t



\_ox


f


t


p

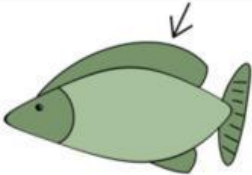
Name: \_\_\_\_\_


Directions: Identify the missing sound in each word.


		
w_g		
i	o	e

		
_ag		
p	b	c

		
he_		
t	c	n

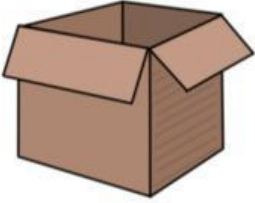
		
_in		
c	f	t


		
pi_		
n	b	t


		
w_b		
a	e	u


Name: \_\_\_\_\_

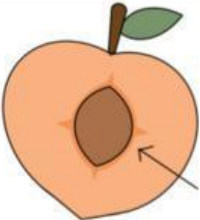
Directions: Identify the missing sound in each word.


		
b_x		
i	o	e

		
mo_		
p	b	c

		
su_		
t	c	n

		
_ug		
c	b	t

		
pi_		
n	b	t

		
_it		
s	n	b