



Name: _____ Date: _____ Class: _____

Part 1. Look and read. Put a tick (✓) or a cross (✗) in the box. There are two examples. [5]

Examples



This is a guitar.



These are bikes.

Questions

1.



There is a key.

2.



He is a reporter.

3.



This is Jack's hat.

4.



She has a camera.


5.



The nurse is helping the old woman.

Part 2. Look at the pictures. Look at the letters. Write the words. [5]

0. Example:



book

k/o/b/o

1.



u/l/n/c/b/x/o/h

2.



p/e/i/o/c/l/ o/e/c/f/f/i/r

3.



o/t/n/b/e/o/k/o

4.



n/s/l/g/s/s/e/u/a/s

5.



f/t/r/e/i/g/h/e/r/f/i

Part 3. Look and read. Write Yes or No. [5]



Examples

There is a ball.

.....*Yes*.....

There is a teacher.

.....*No*.....

Questions

1. There are five children in the playground.

.....

2. The children are wearing red shoes.

.....

3. The boy is eating dried mango.

.....


4. The girl has a tablet in her hands.

.....

5. The children are learning English.

.....

Part 4. Look at the pictures and read the questions. Write one-word answers. There are two examples. [5]



Examples

Where are the children and their father?

in thegarden.....

What are the two brothers playing?

.....football.....

Questions

1. Where is the ball?

on the




2. What is the ball hitting now?

a

3. What is the bird doing?

.....



4. Where is the cat?

in the.....

5. What are the boys playing with now?

a.....

Part 6. Rearrange the sentences. [5]

1. reporter / He / a / is / . /

.....

2. class / She / likes / English / . /

.....

3. time / 20 / I / have / for / minutes / break / . /

.....

4. are / Jing's / These / glasses / . /

.....

5. lunchbox / Jack / has / a / . /

.....

THE END