









# Look, listen, smile, draw



A. Look at the pictures. Look at the letters. Write the words


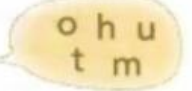
**Example**  ear 

1  \_\_\_\_\_ 





2  \_\_\_\_\_ 

3  \_\_\_\_\_ 

4  \_\_\_\_\_ 

5  \_\_\_\_\_ 

**B** What's not there? Write the parts of the face.

1  his ears 2  her \_\_\_\_\_ 3  his \_\_\_\_\_ 4  his \_\_\_\_\_ 5  her \_\_\_\_\_

**C** Choose and write the correct word.

- 1 I ..... with my mouth.
- 2 I ..... and ..... with my eyes.
- 3 I ..... to music with my ears.
- 4 I ..... at my friends with my hand.
- 5 I can ..... a ball with my feet and I can ..... with my feet and legs.



smile



kick



wave



see



listen



look



run