







ALUMNO: _____

Indique en la tabla siguiente el número de la vista correspondiente, la flecha indica la vista frontal de la pieza.

| | | | | | | |
|--------|-----------------------------------------------------------------------------------|-----------------------------------------------------------------------------------|-----------------------------------------------------------------------------------|------------------------------------------------------------------------------------|-------------------------------------------------------------------------------------|-------------------------------------------------------------------------------------|
| |  |  |  |  |  |  |
| ALZADO | | | | | | |
| PERFIL | | | | | | |
| PLANTA | | | | | | |



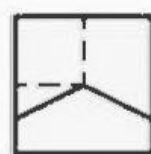
1




2



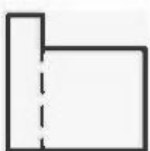
3



4



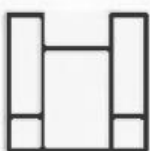
5




6



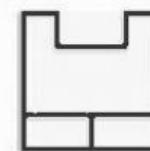
7



8



9



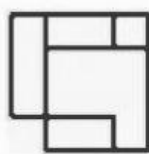
10



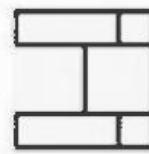
11



12



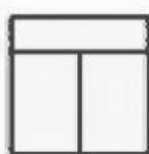
13



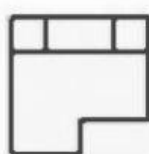
14



15



16



17



18