

# Test 3

## Listening

### Part 1

– 5 questions –


Listen and draw lines. There is one example.



## Part 2

– 5 questions –

Read the question. Listen and write a name or a number.  
There are two examples.



### Examples

What is the boy's name?

..... Bill .....

How many arms has the monster got?

..... 6 .....

**Questions**

- 1 What is the monster's name? .....
- 2 How many drawings of monsters  
has Bill got? .....
- 3 What is Bill's teacher's name? Mrs .....
- 4 How many boys are in Bill's class? .....
- 5 Which school does Bill go to? ..... School

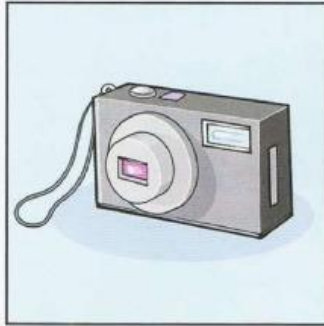


## Part 3

– 5 questions –

Listen and tick (✓) the box. There is one example.

What does Kim want?



A ☐




B ☒




C ☐


1 What can Tom have for dinner?



A ☐



B ☐



C ☐

2 Where is Anna?



A ☐



B ☐



C ☐


3 Which is May's mouse?



A ☐



B ☐

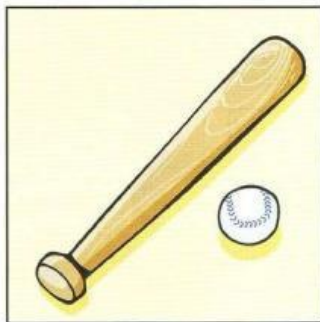


C ☐


4 Which sport is Ben doing today?



A ☐




B ☐



C ☐


5 What is Alex doing now?



A ☐



B ☐




C ☐



## Part 4

– 5 questions –

Listen and colour. There is one example.



# Test 3

## Reading and Writing

### Part 1

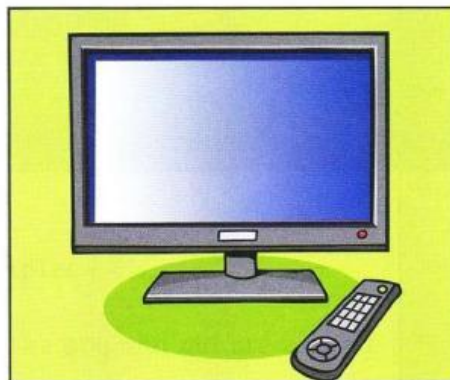
– 5 questions –

Look and read. Put a tick (✓) or a cross (X) in the box.  
There are two examples.

#### Examples



These are shoes.



This is a keyboard.



#### Questions


1



This is a kite.




2



These are crayons.

☐


3



This is a lemon.

☐


4



This is a spider.

☐

5



These are ships.

☐



## Part 2

– 5 questions –

Look and read. Write **yes** or **no**.



### Examples

The boy and girl are waving. .... yes

Some birds are sitting in a tree. .... no

### Questions

1 The man with black hair is taking a photo. ....

2 The door of the house is open. ....

3 A baby is playing with his toys. ....

4 The woman in the garden is wearing a red dress. ....

5 The brown horse has a white tail. ....

## Part 3

– 5 questions –

Look at the pictures. Look at the letters. Write the words.

Example



b a t h



Questions

1



\_\_\_\_\_



2



\_\_\_\_\_



3



\_\_\_\_\_



4



\_\_\_\_\_



5



\_\_\_\_\_



## Part 4

– 5 questions –

Read this. Choose a word from the box. Write the correct word next to numbers 1–5. There is one example.

### A beach




Beaches are next to the sea. People like going to the beach. They wear (1) ..... on their heads. Some people go to sleep and some sit and read (2) ..... there. Children run on the (3) ..... or play (4) ..... with their friends. (5) ..... live in the water and children like catching them. You can find beautiful shells on beaches too.


#### Example



sea




pencil




fish



books



hippo



hats



football




sand



## Part 5

– 5 questions –

Look at the pictures and read the questions. Write one-word answers.



### Examples

What is the boy bouncing? a ..... ball .....

How many people are sitting at the table? ..... two .....

### Questions

1 What is the girl holding? a .....



2 Where is the dad putting the cake? on the .....

3 Who is throwing the ball? the .....



4 Where is the ball now? on the .....

5 Who has got cake on his face? .....