

LEARNING UNIT # 1/ Personal Information and Greetings

Pre-listening activity

Do this exercise before you listen. Match the vocabulary with the correct definition and write a – f next to the number 1 – 6.



- | | |
|---------------------|--|
| 1. ID card | a. A paper document with spaces for information. |
| 2. Form | b. A group of numbers and letters used as part of your address (British English) |
| 3. Surname | c. Your last name or family name. |
| 4. Postcode | d. For example: British, Japanese, Mexican, Albanian ... |
| 5. Nationality | e. A school for students aged 11 – 18. |
| 6. Secondary school | f. An identity card with a photo to say who you are. |

LISTENING. TASK #1 / Instructions: Do this exercise while you listen choose the correct option to complete each statement correctly. Listen to the audio twice only.

Getting an I.D.



1. What is his name? His name is _____.

- a. Abdul Surinami b. Ahmed Saeed c. Ashraf Suri

2. How old is he? He's _____ years old.

- a. 14 b. 18 c. 16

3. His address is _____.

- a. 14 Spring Avenue, Leicester
b. 40 Spring Avenue, Lester
c. 30 Spring Avenue, Lemster



4. Where is he from? He's _____.

- a. Chinese b. Russian c. British

5. He goes to _____.

- a. Newtown Secondary School
b. Newtown Secondary College
c. Newton Secondary School



6. His date of birth is _____.


- a. July 2nd, 1997 b. June 2nd, 1998 c. June 22nd, 1998

LISTENING. TASK #2 / Instructions: Do this exercise while you listen. Drag and drop the correct option to complete each statement correctly. Listen to the audio twice only.

INTRODUCING A FRIEND



WORD BANK



Where are you

Nice to

I'm fine,

I'm

Sumi: Hi, Pablo. How are you?

Pablo: Hi Sumi. _____, thanks.

Sumi: Pablo, this is Greta.

Pablo: Hi, Greta. _____ Pablo.

Greta: Hi. How are you?

Pablo: I'm fine, thanks. _____ from, Greta?

Greta: I'm from Germany. Where are you from?

Pablo: I'm from Argentina. _____ meet you.

Greta: Nice to meet you too.

SPEAKING SECTION

✚ Skill(s)/Competence developed: Speaking

Group
Work



SPEAKING TASK / Instructions: Work in groups of 4 members and introduce yourself by using the information provided. You can also add more information.

Roles:



Student A: Taya / Student B: Oliver / Student C: Charlotte / Student D: Mustafa

Useful Questions





- ✚ What is your first name?
- ✚ What is your surname?
- ✚ Where are you from?
- ✚ What is your nationality?
- ✚ What is your job? How old are you?
- ✚ Are you married or single?
- ✚ What is your phone number?
- ✚ What are you interested in?
- ✚ How tall are you?
- ✚ What color are your eyes?











My info







LIVEWORKSHEETS

Student A				
First name	Taya			
Surname	Popov			
Country	Russia			
Nationality	Russian			
Job	dentist			
Age	28			
Married/Single	single			
Phone number	925-862-1823			
Interested in	art			
Height	1.63 cm			
Eye color	brown			

Student B				
First name		Oliver		
Surname		Wright		
Country		England		
Nationality		English		
Job		doctor		
Age		32		
Married/Single		married		
Phone number		020-75874456		
Interested in		travelling		
Height		1.80 cm		
Eye color		dark brown		

Student C				
First name			Charlotte	
Surname			Taylor	
Country			Australia	
Nationality			Australian	
Job			cashier	
Age			43	
Married/Single			single	
Phone number			02-9876-5432	
Interested in			photography	
Height			1.64 cm	
Eye color			blue	

Student D				
First name				Mustafa
Surname				Demir
Country				Turkey
Nationality				Turkish
Job				engineer
Age				32
Married/Single				married
Phone number				010-553-9988
Interested in				music
Height				1.74 cm
Eye color				hazel