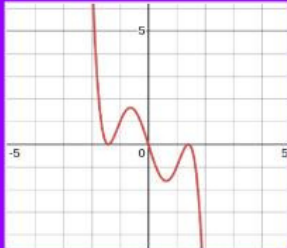
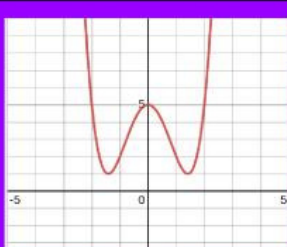
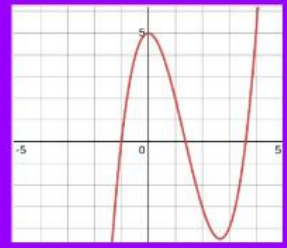
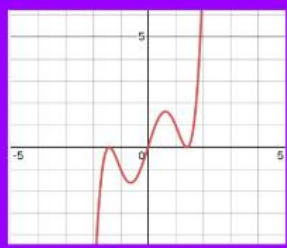
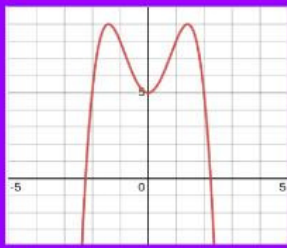
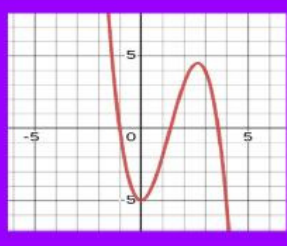


Characteristic Of Polynomial Functions

$f(x) = x^3 - 4x^2 + 5$	Graph									
<table><tr><td>Degree:</td><td></td></tr><tr><td>Sign Of Leading Coefficient:</td><td></td></tr><tr><td>End Behavior:</td><td>$X \rightarrow -\infty, y \rightarrow \underline{\hspace{1cm}} \infty$ $X \rightarrow +\infty, y \rightarrow \underline{\hspace{1cm}} \infty$</td></tr><tr><td># turning points:</td><td>at most: _____</td></tr></table>		Degree:		Sign Of Leading Coefficient:		End Behavior:	$X \rightarrow -\infty, y \rightarrow \underline{\hspace{1cm}} \infty$ $X \rightarrow +\infty, y \rightarrow \underline{\hspace{1cm}} \infty$	# turning points:	at most: _____	
Degree:										
Sign Of Leading Coefficient:										
End Behavior:	$X \rightarrow -\infty, y \rightarrow \underline{\hspace{1cm}} \infty$ $X \rightarrow +\infty, y \rightarrow \underline{\hspace{1cm}} \infty$									
# turning points:	at most: _____									

$g(x) = -x^5 + 4x^3 - 4x$	Graph									
<table><tr><td>Degree:</td><td></td></tr><tr><td>Sign Of Leading Coefficient:</td><td></td></tr><tr><td>End Behavior:</td><td>$X \rightarrow -\infty, y \rightarrow \underline{\hspace{1cm}} \infty$ $X \rightarrow +\infty, y \rightarrow \underline{\hspace{1cm}} \infty$</td></tr><tr><td># turning points:</td><td>at most: _____</td></tr></table>		Degree:		Sign Of Leading Coefficient:		End Behavior:	$X \rightarrow -\infty, y \rightarrow \underline{\hspace{1cm}} \infty$ $X \rightarrow +\infty, y \rightarrow \underline{\hspace{1cm}} \infty$	# turning points:	at most: _____	
Degree:										
Sign Of Leading Coefficient:										
End Behavior:	$X \rightarrow -\infty, y \rightarrow \underline{\hspace{1cm}} \infty$ $X \rightarrow +\infty, y \rightarrow \underline{\hspace{1cm}} \infty$									
# turning points:	at most: _____									

$h(x) = -x^2(x - 2)(x + 2) + 5$	Graph									
<table><tr><td>Degree:</td><td></td></tr><tr><td>Sign Of Leading Coefficient:</td><td></td></tr><tr><td>End Behavior:</td><td>$X \rightarrow -\infty, y \rightarrow \underline{\hspace{1cm}} \infty$ $X \rightarrow +\infty, y \rightarrow \underline{\hspace{1cm}} \infty$</td></tr><tr><td># turning points:</td><td>at most: _____</td></tr></table>		Degree:		Sign Of Leading Coefficient:		End Behavior:	$X \rightarrow -\infty, y \rightarrow \underline{\hspace{1cm}} \infty$ $X \rightarrow +\infty, y \rightarrow \underline{\hspace{1cm}} \infty$	# turning points:	at most: _____	
Degree:										
Sign Of Leading Coefficient:										
End Behavior:	$X \rightarrow -\infty, y \rightarrow \underline{\hspace{1cm}} \infty$ $X \rightarrow +\infty, y \rightarrow \underline{\hspace{1cm}} \infty$									
# turning points:	at most: _____									

Move unused graphs here: