













Professora: Rita de Cássia Reis de Souza

FORMAS GEOMÉTRICAS

1) Preencha o quadro continuando a sequência. (Clique na figura arraste e solte)



2) Coloque as formas geométricas no lugar correto.

