

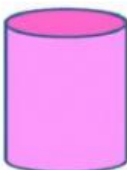





I. Match the 3D shapes to their names.

- | | | |
|----|--|-------------|
| 1. |  | a. CUBE |
| 2. |  | b. CONE |
| 3. |  | c. SPHERE |
| 4. |  | d. CYLINDER |

II. Fill in the blanks.

Drag & drop the correct answers from the helping box given below.

Cone

2 flat faces

Cube

Sphere

- a. Cylinder has _____ & 1 curved face.
- b. _____ has 6 faces / sides.
- c. _____ has 1 curved face.
- d. _____ has 1 curved face & 1 flat face.