

Homework Assignment

23




Coding School



Start Here

In the opening screen you will see how the rabbit baby is among many evil animals.

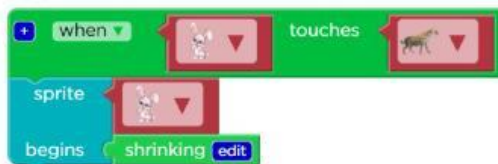


- So, as learned in lesson 23, use blocks so that the baby can move in all four directions

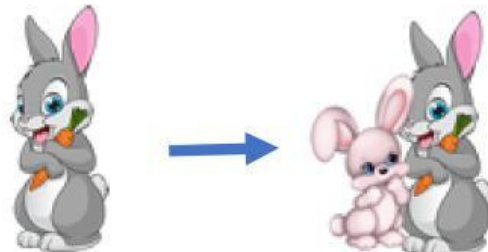


This time we apply

- If the rabbit is caught by an evil animal here, it will become small and disappear



- Finally, if the baby rabbit comes to his mother and the image of the mother should change to the image of both of them
(And the picture of the baby is gone)



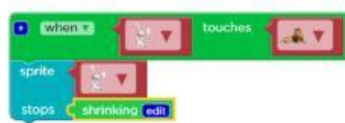
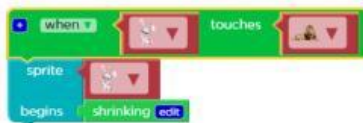
When they both change into their image, use a phrase of your choice, such as mother of rabbit.



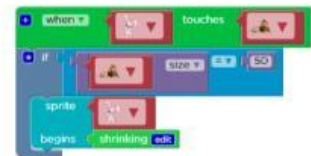
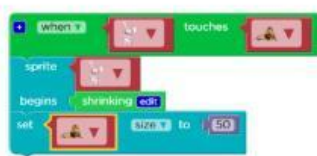
Well then, help the baby rabbit get to his mother..

Choose the correct answer.

1. baby rabbit What blocks did you use to make the baby smaller and invisible when touched by the evil lion?



2. Imagine that in addition to the baby rabbit shrinking and disappearing when touched by the lion, all the lions need to be 50 times larger than their previous size. If so, what are the related blocks



3. When Baby Rabbit clicks the down arrow key, what are the related blocks to go right?



4. What blocks are needed to move east without stopping a cunning fox to make Baby Rabbit's path difficult?



5. In addition to these events that occur when Baby Rabbit, Mother rabbit is touched, do you remember the blocks related to showing "I met my mother" for 1 second?

