

NAME

“READING FOR PLEASURE”
UNIT REVISION

PAST SIMPLE TENSE	

1. MATCH THE ADJECTIVES TO THEIR OPPOSITES


- | | |
|---------|--------|
| 1 new | a rude |
| 2 small | b poor |
| 3 kind | c old |
| 4 rich | d huge |
- A blue arrow points from '1 new' to 'c old'.

2. LABEL THE PICTURES

- strings • bridge • musical instrument
- rock • neck • giant



1 musical
instrument




2 r.....




5 s.....



6 g.....



3 n.....



4 b.....

3. LOOK AT THE ADJECTIVES. WHICH DESCRIBE PEOPLE? WHICH DESCRIBE PLACES? PUT THEM IN THE CORRECT COULMN. YOU CAN USE SOME WORDS TWICE

- high • miserable • clear • huge
- beautiful • cheeky • empty • wise
- happy • kind

Places	People
high	

4. COMPLETE THE SENTENCES

★ **Complete the sentences. Use: catch, let, swam, shout, grant.**

- 1 Some people *shout* when they are angry.
- 2 We a lot of fish when we go fishing in the river.
- 3 The story is about a magic golden fish. It can wishes.
- 4 The fisherman decided to the fish go.
- 5 We watched as the dolphins away.

