



Fecha:		Asignatura:	Inglés	Profesora:	Laura Vanessa Castañeda
Grado:	3°	Estudiante:		Nota:	

Clothes

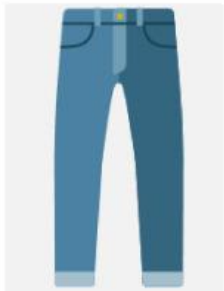
1. Une con líneas el vocabulario de la ropa en inglés.



shirt



skirt



dress



socks



shoes



jeans

Jobs

2. Arrastra el vocabulario de cada profesión a la imagen que mejor la represente.



singer

secretary

architect

teacher

firefighter

driver

artist

nurse

cook

farmer

engineer

police officer

3. Selecciona la respuesta correcta según la imagen.

1. He is a _____

a, dentist
b, fireman
c, postman



2. she is a _____

a, vet
b, nurse
c, teacher




3. He is a _____

a, vet
b, doctor
c, teacher



4. He is an _____

a, engineer
b, waiter
c, dentist



5. she is a _____

a, cook
b, singer
c, dancer



6. He is a _____

a, nurse
b, vet
c, dentist



To be verb

4. Arrastra cada pronombre hasta el verbo to be que le corresponda.

I

it

we

he

You

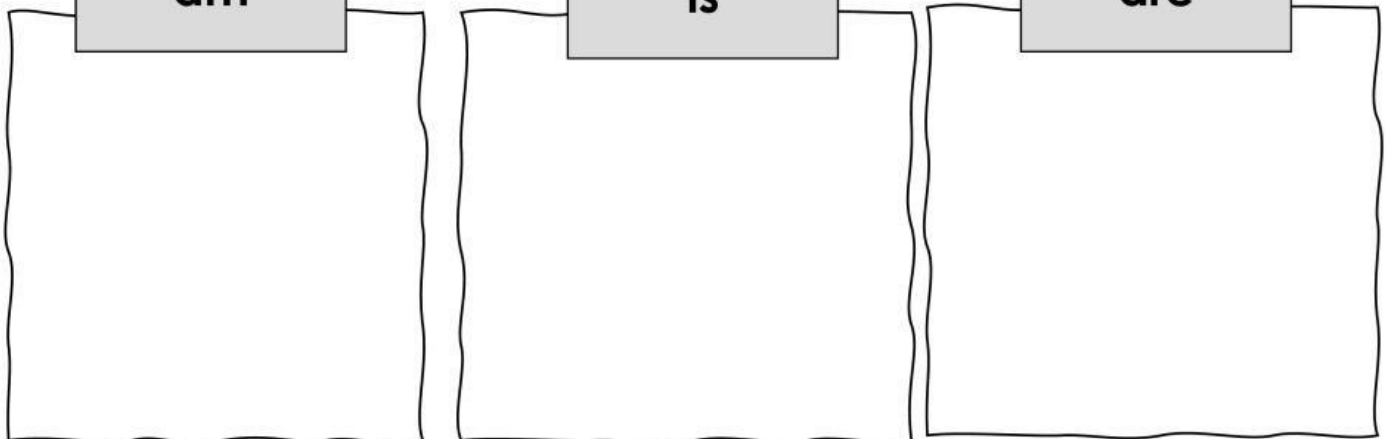
they

she

am

is

are



5. Selecciona **am**, **is** o **are** según corresponda.

1. We _____ scared.



2. He _____ in the garden.



3. I _____ drawing shapes.



4. They _____ riding their bikes.



5. She _____ a nurse.



6. You _____ a smart boy.



7. I _____ sleepy.



8. The girls _____ hungry.



9. It _____ sad.



Verb to be negative form

6. Escribe cada oración en su forma negativa.

Observa el ejemplo:



He is tall.

He is not tall.



She is a doctor.



They are happy.



She is young.



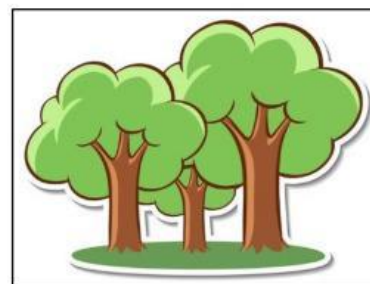







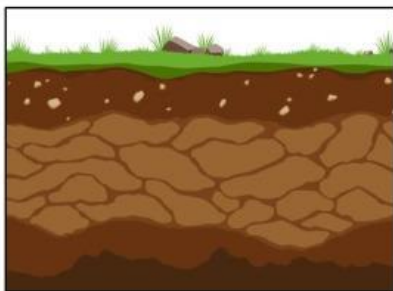
He is fast.



It is small.

Environment vocabulary

7. Arrastra el vocabulario del medio ambiente a la imagen que mejor lo represente.



Trees

Animals

Rain

Grass

Water

Mountains

cloud

River

Land

Flowers

Plant