


# Skills Time!

## Lesson Five

### Reading

- 1 Point to things you can see in a school. Say the words.
- 2 Listen and read.  14

1



My name's Peter. I go to Orange Park School.  
Look at these pictures of my school.

2



Our classroom is upstairs.  
It's very big and bright.

3



I'm in class 3C. There are 12 girls  
and 14 boys in my class.  
Our teacher is Mrs Cooper.

4



There are lots of pictures  
and posters on the wall.

5



We sit at tables. I sit  
with my friend Henry.

6



There is a swimming pool,  
too. I love my school.

### 3 Read again. Circle the correct word.

- 1 Where is Peter's classroom?
- 2 What class is Peter in?
- 3 How many boys are there in his class?
- 4 What is his teacher's name?
- 5 What is on the walls of the classroom?
- 6 Is there a swimming pool?

upstairs / downstairs

3C / Orange Park



12 / 14

Henry / Mrs Cooper

tables / pictures

Yes, there is. / No, there isn't.

## Listening

1 Listen and number.  15

## Speaking



Watch the DVD!

2 Point, ask and answer. boys girls teachers windows doors

How many girls are there?

There are two girls.

What colour is his hair?

It's ...

## Writing preparation

3 Underline the capital letters at the start of the sentences.  
Circle the capital letters at the start of the names.We've got a new CD player.Our teacher is Mrs Cooper.

1 My name's Peter.

2 This is my school.

3 Thank you, Miss Jones.

4 This is Rosy's pencil case.

5 Those are your pegs.

6 This is Tim.

Complete  
the writing  
task on  
page 13  
of the  
Workbook.

page

13