

# 5 Words

1 Draw lines from the words to the pictures.

We're having fun at the beach. What can you see?



sea




snorkel

beach

boat

camera

shells



2 Can you find these things in the picture? Circle.

1 badminton  
kite  
ball

2 ice cream  
bananas  
water



3 shells  
book  
boat

4 bird  
cat  
fish

## 1 Listen and read. Then act. 16



## 2 Write the words in the boxes and complete the words.

eating   ~~playing~~   jumping   collecting

We're playing  
t e n n i s .



We're \_\_\_\_\_  
in the s \_\_\_\_.



We're \_\_\_\_\_  
p \_\_\_\_ z \_\_\_\_.





We're \_\_\_\_\_  
s \_\_\_\_ e \_\_\_\_ s.







## 1 Draw lines from the pictures to the words.

**a** 

**b** 

**c** 

**d** 

to play

to snorkel

to wear


to eat


to fly


to read


to surf

to collect

**e** 


**f** 


**g** 


**h** 


## 2 What are the children doing on the beach this morning?


Listen and draw lines.  17


 Sam


 Tom


 Ann


 Nick


 Jill


 Lucy


 Bill


 Kim


**a** 


**b** 


**c** 

**d** 

**e** 

**f** 


**g** 

**h** 

## 3 Talk about the children.

The children are happy  
on the beach!

And Bill's ...



Yes, Lucy's  
collecting shells.

## 1 Look and read. Write *yes* or *no*.



- 1 A boy is riding a bike. yes
- 2 There are three ducks in the water. no
- 3 A girl is painting a picture. \_\_\_\_\_
- 4 Two boys are fishing under a tree. \_\_\_\_\_
- 5 Two girls are playing basketball. \_\_\_\_\_
- 6 Two girls are flying kites. \_\_\_\_\_
- 7 Two girls are playing tennis. \_\_\_\_\_

## 2 Write the words.

kicking catching standing ~~riding~~ sitting jumping

1



riding

2



3



4



5



6



## 1 Look and circle the letters to find the words.




1	s	a	o	l	h
	b	h	e	c	l
2	r	e	i	e	r
	f	r	l	o	s
3	o	u	i	c	h
	j	e	a	t	e
4	l	e	n	r	o
	m	a	r	g	y
5	r	u	l	o	l
	p	i	c	r	t
6	s	e	a	r	l
	b	h	e	c	h
7	w	h	z	t	a
	p	i	e	z	r
8	t	l	g	e	n
	p	i	a	y	r
9	w	o	p	e	o
	h	a	t	p	r
10	s	a	o	r	r
	u	t	g	e	e





## Listening, Part 1

1 Listen and draw lines. There is one example.  18



## Reading and Writing, Part 5

Look at the pictures and read the questions. Write one-word answers.



### Examples

What's the girl doing?

She's reading a book.

How many birds are there?

two



### Questions

1 Where are they?

At the \_\_\_\_\_

2 What is the man collecting?

\_\_\_\_\_

3 How many people are sitting?

\_\_\_\_\_

4 What is the girl reading?

a \_\_\_\_\_

5 What are the two boys doing?

They're \_\_\_\_\_.