





KENDRIYA VIDYALAYA AFS BAGDOGRA

WORK SHEET FEBRUARY 2020-21

NAME - \_\_\_\_\_ CLASS - 2 SUBJECT – MATHS

**1. Observe the given pictograph and answer the questions.**

Bus	
Car	
Cycle	
On foot	

( 3 , 6 , Bus , 7 )

- How many children come to school by bus? \_\_\_\_\_
- Which vehicle is preferred more? \_\_\_\_\_
- How many children in all come to school by cycle? \_\_\_\_\_
- How many children in all come to school by foot? \_\_\_\_\_

**2) Number of red colored boxes sold by Raju, a shopkeeper, in six days. See the picture graph or pictograph to answer the questions.**

Days	Number of Red-Boxes Sold
Monday	
Tuesday	
Wednesday	
Thursday	
Friday	
Saturday	

1. Find the number of red boxes sold on each day of the week.

( 3 , 5 , 2 , 8 , 1 , 4 )

Monday: \_\_\_\_\_ Tuesday: \_\_\_\_\_

Wednesday: \_\_\_\_\_ Thursday: \_\_\_\_\_

Friday: \_\_\_\_\_ Saturday: \_\_\_\_\_

2. Select correct answer-

a) Lowest sell: \_\_\_\_\_

b) Maximum sell: \_\_\_\_\_