

# 1.1 NICE TO MEET YOU


- G present simple: be
- P word stress
- V countries and nationalities

## SPEAKING

**A** Put the conversation in the correct order (A–D).

- 1 Nice to meet you, Nick.
- 2 Hi, Susanna, I'm Nick.
- 3 You too.
- 4 Hello, my name's Susanna. *A*

## LISTENING

**A**  **1.1** Listen to three conversations. Which conversations are in the photos?



**B** Listen again and underline the correct alternative.


- 1 a Jenny and Omar *are/aren't* friends.  
b Omar *is/isn't* a student.
- 2 a Chris *is/isn't* from the UK.  
b It *is/isn't* his first time in Hong Kong.
- 3 a Andrea *is/isn't* an Italian name.  
b Andrea *is/isn't* from Italy.

**C** Look at these expressions from the listening. Write N (a new person) or F (a friend or someone you know).

- 1 How are you? *F*
- 2 How are things?
- 3 Great. / Fine. / Good. / OK. / All right. / Not bad.
- 4 Nice to meet you.
- 5 Good to see you.
- 6 Pleased to meet you.

## GRAMMAR

PRESENT SIMPLE: *BE*

**A**  **1.2** Work in pairs and complete the table. Then listen and check.

Positive and negative statements		
I	<u>'m</u>	Dave.
He	_____	here from the UK.
We	_____	friends.
I	_____ not	a student.

am 's 're

**B Complete the conversation.**

A: Hi, Muhammed. Good to see you. This <sup>1</sup> \_\_\_\_\_  
Zofia. She <sup>2</sup> \_\_\_\_\_ in my class.

B: Hi, Zofia. Nice to meet <sup>3</sup> \_\_\_\_\_.

C: You too. <sup>4</sup> \_\_\_\_\_ you a student?

B: Yes, I <sup>5</sup> \_\_\_\_\_.



Complete the conversations with the correct form of *be*.

**Conversation 1**

Ben: Hello. How are you?

Ed: Er ... hello.

Ben: Sorry, <sup>1</sup> *are* \_\_\_\_\_ you Mr and Mrs Rutter?

Ed: No, we <sup>2</sup> \_\_\_\_\_. They <sup>3</sup> \_\_\_\_\_ Mr and Mrs Rutter.

Ben: Oh, sorry.

Put the words in the correct order to make sentences.

1 A: Yasmin / your / is / name  
*Is your name Yasmin* \_\_\_\_\_?

B: no, / isn't / it. / Anna / name / 's / my  
\_\_\_\_\_.

2 A: Sofia / are / you  
\_\_\_\_\_?

B: David / I / am. / yes, / this / and / is  
\_\_\_\_\_.

3 A: are / a / student / you  
\_\_\_\_\_?

B: I'm / no, / not. / teacher / I'm / a  
\_\_\_\_\_.

is / teacher, / a / too / David  
\_\_\_\_\_.

4 A: you, / Sofia and David / to / nice / meet  
\_\_\_\_\_.

B: nice / you, / meet / to / too  
\_\_\_\_\_.

**Conversation 2**

Ben: Excuse me. <sup>4</sup> \_\_\_\_\_ you Jerry Rutter?

Jerry: Yes.

Ben: I <sup>5</sup> \_\_\_\_\_ Ben Pastor.

Jerry: Oh, hello. Nice to meet you, Ben. This <sup>6</sup> \_\_\_\_\_ my wife, Sally.

Sally: Hi.

Ben: Sorry. <sup>7</sup> \_\_\_\_\_ your name Sandy?

Sally: No, it <sup>8</sup> \_\_\_\_\_. It's Sally.

Ben: Nice to meet you, Sally.

**VOCABULARY**

**COUNTRIES AND NATIONALITIES**

**A Complete the table with the nationalities.**

Country	Nationality
Poland, Spain, Turkey, the UK	<i>Polish,</i>
Italy, Argentina, Russia, the USA	
China, Japan	

Italian Argentinian English Spanish Turkish

Japanese American Chinese Russian

**C** **1.3 WORD STRESS** Listen and underline the stressed syllable.

*Poland, Polish*

Look at the pictures and match the food with the nationalities.



1 Italian \_\_ 2 Japanese \_\_ 3 Indian \_\_ 4 Spanish \_\_ 5 Chinese \_\_

## 1.2 TRAVEL LIGHT

- G this/that, these/those; possessives
- P word stress; this, that, these, those
- V objects

### VOCABULARY

#### OBJECTS


**A** Match the words in the box with objects A–P in the picture. Which object isn't in the picture?

a camera ✓ a mobile (phone) keys a diary  
 a passport a magazine a credit card  
 an MP3 player and earphones a newspaper  
 a toothbrush a sweater sunglasses a watch  
 a purse a ticket a laptop shampoo

## Take it or leave it!

*With only 10 kilograms for your carry-on bag, what's important to take?*



**B**  1.2 Listen and write the words from Exercise 1A in the correct column for each stress pattern.

<b>1 O</b> <i>keys</i>	<b>2 Oo</b> <i>passport</i>
<b>3 Ooo</b> <i>sunglasses</i>	<b>4 ooO</b> <i>mobile phone</i>

### READING

**A** Look at the picture again. Work in pairs and discuss. What five things are always in your carry-on bag on a plane?

*A: I think a laptop is important.*

*B: Yes. Sunglasses? No. Take sunglasses in your pocket.*

Read the information and circle the correct number.

#### Electrical Things

- **MP3 PLAYER** good for music and audiobooks - put it in your bag.
- **MOBILE PHONE** put it in your pocket, but take the charger in your bag.
- **CAMERA** is your mobile a camera too? Then leave your camera at home.
- **EARPHONES** good for watching DVDs on your laptop. Put them with your mobile phone.
- **LAPTOP** in your bag, with an adaptor, of course.

#### Practical Things

- **DIARY** with all your important travel and contact information. Put it in your bag.
- **KEYS** put them in the bag so they're easy to find.
- **PASSPORT AND TICKET** these are important so have them in a pocket on your bag.
- **PURSE** coins are a problem at security. Put them in a purse in your bag - yes, men too.

#### Other Things

- **MAGAZINES AND NEWSPAPERS** leave them at home; they're free on the plane.
- **SHAMPOO** most hotels have shampoo or buy it in town.
- **SUNGLASSES** go in your pocket or on your head, not in the bag!
- **SWEATER** wear it. It's good for the plane if it's cold.
- **TOOTHBRUSH AND TOOTHPASTE** max 100 ml in your carry-on bag.

**C** Read the text again and write the names of objects 1-5.



1 \_\_\_\_\_



2 \_\_\_\_\_



3 \_\_\_\_\_



4 \_\_\_\_\_



5 \_\_\_\_\_

**2 A** 1.3 Listen to interviews with three passengers at an airport and complete the table.


	Passenger 1	Passenger 2	Passenger 3
<b>Nationality</b>	<i>German</i>		
<b>Tourist (T) or on business (B)?</b>		<i>T</i>	


**B** Listen again and tick the things in the passengers' bags.


	Passenger 1	Passenger 2	Passenger 3
laptop			
credit card			
diary			
MP3 player and earphones			
sunglasses			
passport	✓		
camera			
ticket			
newspaper			
magazine			
mobile phone			
keys			

## GRAMMAR

### THIS/THAT, THESE/THOSE; POSSESSIVES

**A**  **1.6** Listen to three conversations. Where are the people? Write the number of the conversation under the picture.



**B**  **1.7** Underline the correct alternative in the extracts below. Then listen and check.

- 1 S: Is <sup>1</sup>this/these your bag?  
W: Yes, it is.  
S: Could you open it, please?  
W: What's the problem?  
S: <sup>2</sup>This/Those is the problem.  
W: <sup>3</sup>These/That's my shampoo.
- 2 S: What's <sup>4</sup>that/those in your pocket?  
M: Ah, sorry, <sup>5</sup>these/those are my keys.  
S: OK, go ahead.
- 3 M: Excuse me, <sup>6</sup>that's/those are my <sup>7</sup>friend/friend's bags. Can I ...?  
W: Sorry, <sup>8</sup>this is/that's my bag. The black one. In your hand.  
M: No, <sup>9</sup>this/these is my <sup>10</sup>friend's/friend.  
W: Look, my name's on it. It's <sup>11</sup>my/mine.  
M: Oh, sorry, you're right. It's <sup>12</sup>your/yours.

**A** Write *this*, *that*, *these* or *those* under the pictures below.

