M2 Science Semester 1 Midterm Exam Review

Part 1: Living things (Science Textbook pages 2 - 4)

1. What is a living thing?

_____

_____

2. Name 5 characteristics of living things.

Living Things
1.
2.
3.
4.
5.

3. The basic structural and functional unit of all living things is referred to as

_____

LIVEWORKSHEETS

Part 2: Cell Theory (Science Textbook pages 5 - 6)

4. What are the three main parts of cell theory?

1: _____

2: _____

3: _____

5. Name three things that cells do in your body.

Part 3: Looking Inside Cells (Science Textbook page 12 - 17)

6. Label the parts of the animal cell below:

1. _____

2. _____

3. _____

4. _____

5. _____

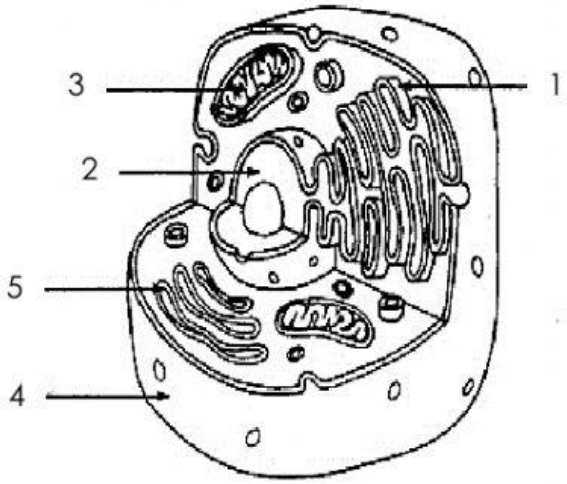

LIVEWORKSHEETS

7. a. Label the parts of the plant cell.

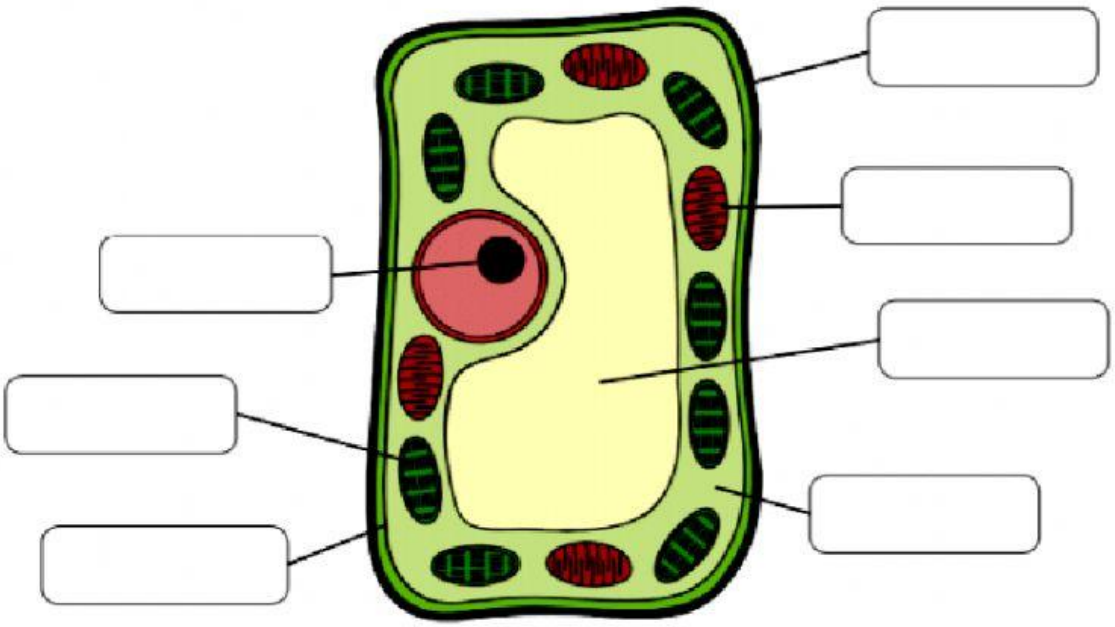

b. Name two differences between plant cells and animal cells.

1. _____

_____

2. _____

_____

LIVEWORKSHEETS

8. Match the part of the cell on the left with its function on the right.

1. Nucleus _____	**a.** Powerhouse of the cell
2. Mitochondria _____	**b.** Digestion centre
3. Cell Wall _____	**c.** Where proteins are made
4. Ribosomes _____	**d.** Controls entry into and out of the cell
5. Endoplasmic reticulum _____	**e.** The centre of the cell that controls all activity
6. Lysosome _____	**f.** Stores and releases chemicals
7. Golgi Body (apparatus) _____	**g.** Shapes and supports a plant cell
8. Cell membrane _____	**h.** Surface for chemical activity

LIVEWORKSHEETS

Part 4: The Microscope (Science Textbook pages 7 - 11)

9. Label the parts of the microscope!! Also study about <u>the first observation of cells</u>.

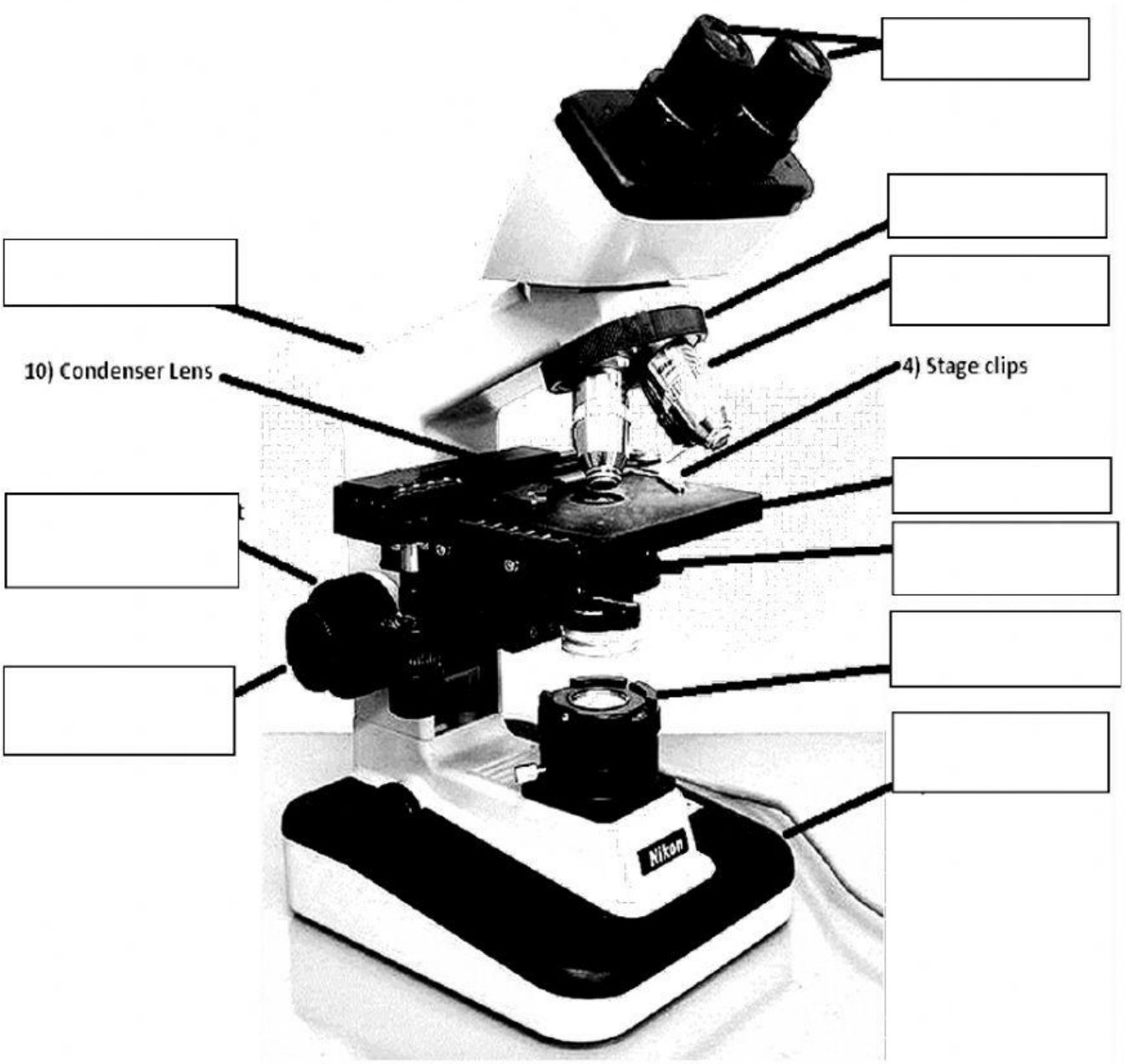

10. What was the name of the man who observed scrapings from mouth through a microscope and saw little organisms called animalcules?

_____

LIVEWORKSHEETS

Part 5: The cell in its Environment (Science Textbook pages 18 - 19)

11. What is diffusion?

_____

_____

12. What is osmosis?

_____

_____

13. Draw a picture of water exhibiting osmosis in a cell.

1.	2.

14. What does passive transport mean?

_____

LIVEWORKSHEETS

Part 6: Unicellular Organisms (Science Textbook pages 22 - 27)

15. Why do we have specialised cells? Give an example.

_____

_____

16. What are eukaryotes? Give an example.

_____

_____

17. What are prokaryotes? Give an example.

_____

_____

18. Name three types of microorganism.

a. _____

b. _____

c. _____

Part 7: The Circulatory System (Science Textbook page 28 - 39)

19. What are the main functions of the circulatory system?

a. _____

b. _____

c. _____

d. _____

LIVEWORKSHEETS

Part 8: Blood Vessel (Science Textbook page 37)

Study the structure and the function of each blood vessel type.

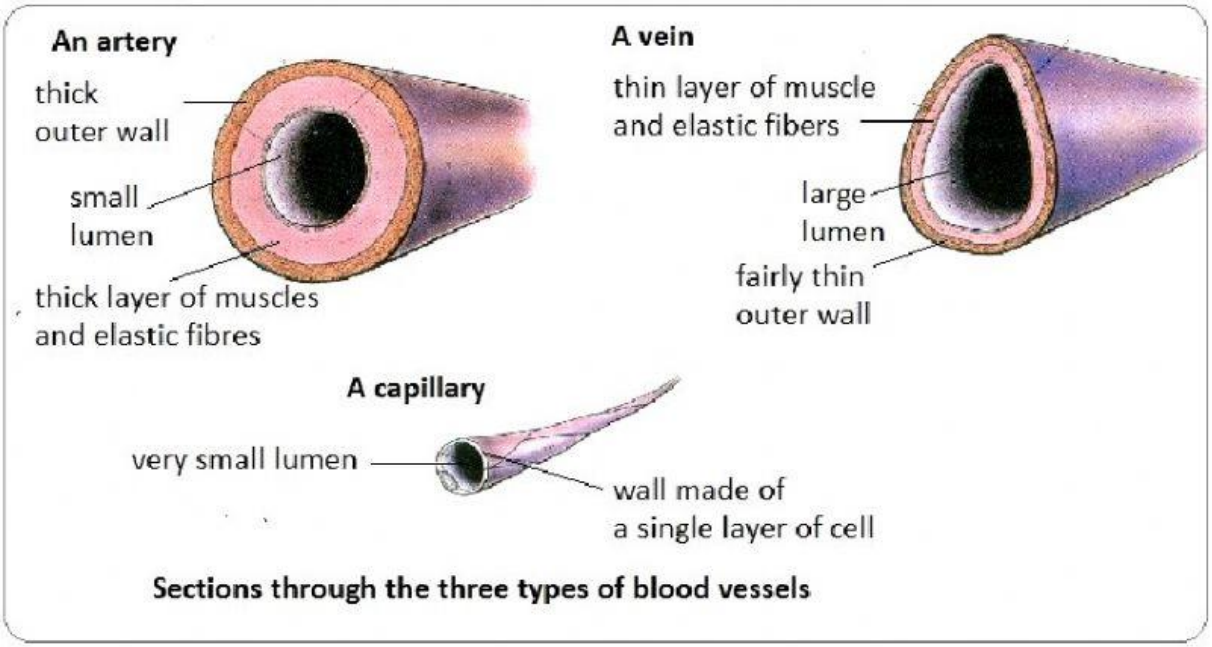

Sections through the three types of blood vessels

Match the blood vessel to its function.

1. capillary _____
2. vein _____
3. artery _____

A. carry blood from the heart toward body organs, thick cell wall

B. link arterioles to venules, single cell wall

C. carry blood towards the heart, thin cell wall

The human heart is made up of four chambers. Write down the name of these four chambers, the name of the largest artery that carries blood from the heart and the name of the artery that carries blood to the lungs.

_____

_____

_____

_____

_____

LIVEWORKSHEETS