

Lesson 4



1 - 

1 - Click on the phoneme's image to hear the sound.





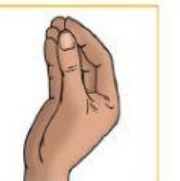




2 - 

2 - Identify and click on the grapheme which represents the phoneme.



abc



	un	é	oi
	th	un	o <div>But not at the end of a word</div>
	an	à	et
	un	on	am
	un	er	om
	o <div>But not at the end of a word</div>	en	oi
	ez	un	o <div>But not at the end of a word</div>