5 (a) (i) Rajah di bawah menunjukkan dua alat pengukuran, *J* dan *K*.
The diagram below shows two measuring tools, J and K.

J

K

Nyatakan fungsi bagi setiap alat pengukuran.
State the function of each measuring tool.

J : _____

K : _____

[2 markah/*marks*]

(ii) Jadual di bawah menunjukkan dua jenis ralat semasa membuat pengukuran. Nyatakan jenis ralat itu.
The table below shows two types of errors when making measurements. State the types of errors.

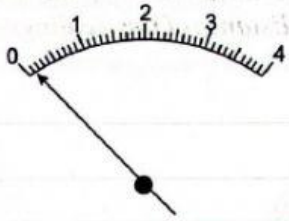	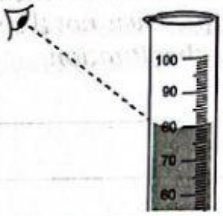
P:	*Q:*

[2 markah/*marks*]

(b) (i) Nyatakan **satu** faktor yang mempengaruhi ketumpatan.
State **one** *factor that affects density.*

_____

_____

[1 markah/*mark*]

(ii) Sebuah objek yang diperbuat daripada sejenis batu mempunyai isi padu 40 cm^3 dan ketumpatan 8 g cm^{-3}. Hitung jisim objek tersebut.
An object made of a type of stone has a volume of 40 cm^3 and density of 8 g cm^{-3}. Calculate the mass of the object.

Ketumpatan = $\frac{\text{Jisim}}{\text{Isi padu}}$	*Density* = $\frac{\textit{Mass}}{\textit{Volume}}$

[2 markah/*marks*]

Scanned with CamScanner
LIVEWORKSHEETS

(iii) Jika objek itu dicampak ke dalam air laut, terangkan kedudukannya.
If the object is thrown into sea water, explain its position.

[2 markah/*marks*]

(iv) Rajah di bawah menunjukkan dua tin minuman berkarbonat yang mempunyai isi padu yang sama diletakkan di dalam air sejuk.
The diagram below shows two cans of carbonated drinks with the same volume placed in cold water.

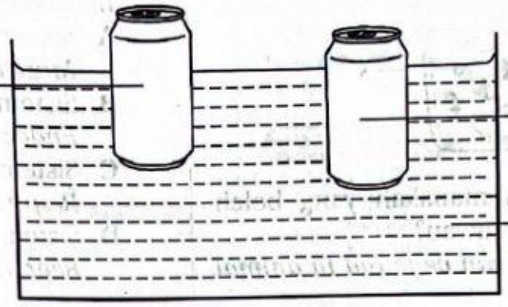

Terangkan sebab kedudukan kedua-dua tin minuman berkarbonat itu berbeza.
Explain why the positions of the two cans of carbonated drinks are different.

[3 markah/*marks*]

Scanned with CamScanner
LIVEWORKSHEETS