






# 5 2.4 EC 5 AB HOW MUCH vs HOW MANY

## 1 Uzupełnij pytania i odpowiedzi.

- 1  How many bananas are there?  
There are five bananas.
- 2  How \_\_\_\_\_ chicken \_\_\_\_\_ there?  
\_\_\_\_\_ a lot of chicken.
- 3  How \_\_\_\_\_ sausages \_\_\_\_\_ there?  
\_\_\_\_\_ six sausages.
- 4  How \_\_\_\_\_ rice \_\_\_\_\_ there?  
\_\_\_\_\_ a lot of rice.
- 5  How \_\_\_\_\_ sandwiches \_\_\_\_\_ there?  
\_\_\_\_\_ two sandwiches.

## 2 Uzupełnij dialog słowami z ramki.

are    lot    many    much    much



- Big Al: I'm hungry. How <sup>1</sup> much food is there?  
 Rocco: There's a <sup>2</sup> \_\_\_\_\_ of food! Don't worry!  
 Big Al: How <sup>3</sup> \_\_\_\_\_ biscuits are there?  
 Rocco: There are <sup>4</sup> \_\_\_\_\_ lot of biscuits.  
 Big Al: And how <sup>5</sup> \_\_\_\_\_ chocolate is there?  
 Rocco: There <sup>6</sup> \_\_\_\_\_ six bars of chocolate.

## 3 VOCABULARY Uzupełnij słowa.

- |          |          |          |
|----------|----------|----------|
| 1 b_r    | 3 c_n    | 5 j_r    |
| 2 b_ttl_ | 4 c_rt_n | 6 p_ck_t |

## 4 Uzupełnij wyrażenia słowami z ćwiczenia 3.

- 1 a bar of chocolate
- 2 a \_\_\_\_\_ of jam
- 3 a \_\_\_\_\_ of juice
- 4 a \_\_\_\_\_ of water
- 5 a \_\_\_\_\_ of biscuits
- 6 a \_\_\_\_\_ of cola

## 5 Uzupełnij dialog, wpisując jedno słowo w każdą lukę.

Lara: <sup>1</sup> How much chocolate is there?

Nick: There <sup>2</sup> \_\_\_\_\_ two <sup>3</sup> \_\_\_\_\_ of chocolate.

Lara: How <sup>4</sup> \_\_\_\_\_ juice is there?


Nick: <sup>5</sup> \_\_\_\_\_ are two <sup>6</sup> \_\_\_\_\_ of juice.

Lara: OK. How <sup>7</sup> \_\_\_\_\_ apples are there?

Nick: Just one. Do you want it?

Lara: No, thanks. There are a <sup>8</sup> \_\_\_\_\_ of biscuits.

## \* 6 Popatrz na obrazek i napisz cztery zdania, używając *There's* i *There are*.




---



---



---



---