UNIT 2

Mari Sayang

Mari Ajuk dan Sebut



Nota Guru

- Bimbing murid mengajuk dan menyebut perkataan, frasa, dan ayat yang mengandungi vokal dan konsonan dengan betulnya.

KBT: KP – Mengenal pasti
Nilai: Kebersihan

1.1.2 (i)
BA : 6

LIVEWORKSHEETS

p.8 – Isikan tempat kosong dengan suku kata yang betul。

betik	tidur	tulis	cerek
bayi	lebah	nasi	lobak
nenek	labu	lukis	cuci



LIVEWORKSHEETS

p.6

mata | ubi | baca

cuci | bola | oren

UNIT 2

MARI SAYANG

Aktiviti 1

Lengkapkan dan sebut.

1. 

__ r e __

2.

__ o l __

3. 

__ a c __

4.

__ b i

5.

__ a t __

6. 

c __ __ i

• Minta murid menulis perkataan yang mengandungi vokal dan konsonan.

1.1.2(i)
BT:7

LIVEWORKSHEETS

p.7

labu | katil | dadu

guli | cawan | lobak

Aktiviti 2

Baca dan pilih suku kata berdasarkan gambar.

1.

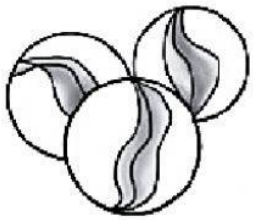

la le li

g u __ __

2.

da di du

d a __ __

3.

ba bi bu

l a __ __

4.

la lu lo

__ __ b a k

5.

ca ci cu

__ __ w a n

6.

ka ki ku

__ __ t i l

LIVEWORKSHEETS

Aktiviti 3

Baca dan tulis perkataan.

roti | nasi | sawi | sudu | gigi

1. Adik suka makan _____

2. Wei Han sedang makan  _____

3. Ayah menanam pokok _____

4. Abang sedang menggosok  _____

5. Ibu sedang mencuci _____

- Minta murid membaca dan menulis perkataan yang betul.

2.1.1(ii)
BT:9

LIVEWORKSHEETS

p.9

sayur | ikan | lampu

kuda | pintu | tanam

Aktiviti 4

Tulis dan baca.

1.

2. 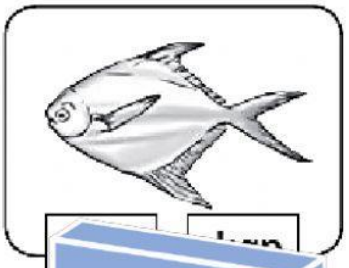

3. 

4.

5. 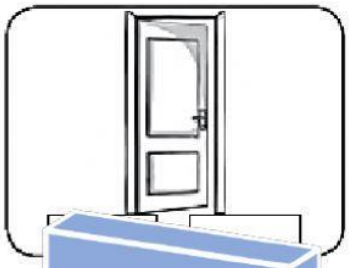

6.

- Bimbing murid menulis suku kata secara mekanis.

3.1.1(ii)
BT:10

LIVEWORKSHEETS

Aktiviti 5

ayah pertama

Bercerita berdasarkan gambar. berlari menampal

1. Hobi _____ merakam gambar.



2. Ayah merakam gambar saya sedang ___ ___.

3. Saya mendapat tempat _____

4. Saya _____ gambar itu.



- Minta murid bercerita secara spontan. Kemudian, tulis perkataan.

4.1.1
BT:1 1

LIVEWORKSHEETS

p.11

ketam	nenek	kelapa	lori
bas	askar	kuda	kunci



Aktiviti 6

Tulis perkataan berdasarkan gambar.



( )

( )

( )

( )

( )

( )

( )

( )

- Minta murid menulis kata nama am berdasarkan gambar.

5.1.1(i)
BT:1 2

LIVEWORKSHEETS