Prof. Christian Cruzata.

English Language Arts.

Reading and Writing Skills Practice part 2.

Instructions

***Step 1 strongly recommended:** **Watch** the given set videos or the ones you think you really need.

Here are the links to go to YouTube

Video 1 What is a paragraph? https://youtu.be/JQRoAiVyR0k



Videos 2 The Topic Sentence https://youtu.be/odmjqkDC_RY



Video 3 Detail or Supporting sentences https://youtu.be/iJFcIWk57g8



LIVEWORKSHEETS

Video 4 The conclusion sentence https://youtu.be/fnz4G8B9Hmc



or click on the videos here.

Step 2: After watching the video or videos, **Read** each paragraph carefully.

Step 3: **Type or copy** in **box 1**, the complete topic sentence.

Step 4: **Type or copy** in **box 2**, one of its supporting sentences. Choose one and type it.

Step 5: **Type or copy** in **box 3,** the concluding sentence.

Note that paragraph 1 is done for you.

1) Antoninus Final Exams for Lay Out | Personal Digital Assistant | Debit Card (scribd.com)
Villamor, M., 2021. *Antoninus Final Exams for Lay Out*. [online] Es.scribd.com. Available at: <https://es.scribd.com/document/374018936/Antoninus-Final-Exams-for-Lay-Out> [Accessed 7 February 2021].

Consumers concerned about the hazards of noise can reduce noise pollution in many ways. They can purchase noisy products such as garbage disposals and lawn mowers with reduced noise levels. They can also use sound absorbing materials in their home. Carpeting can be installed instead of hard flooring, and cork and fabric can be used in rooms that tend to be noisy. Also, people can become less noisy themselves. In summary, they can learn to avoid shouting, to close doors without slamming them, and to play radios, TV, and stereos at moderate levels.

Box 1 write the topic sentence.	Consumers concerned about the hazards of noise can reduce noise pollution in many ways.
Box 2 write one of its supporting sentences.	Carpeting can be installed instead of hard flooring, and cork and fabric can be used in rooms that tend to be noisy.
Box 3 write the concluding sentence.	In summary, they can learn to avoid shouting, to close doors without slamming them, and to play radios, TV, and stereos at moderate levels.

LIVEWORKSHEETS

Prof. Christian Cruzata.

English Language Arts.

Reading and Writing Skills Practice part 2.

Instructions

*Step 1 strongly recommended: **Watch** the given set videos or the ones you think you really need.

Here are the links to go to YouTube

Video 1 What is a paragraph? https://youtu.be/JQRoAiVyR0k
Videos 2 The Topic Sentence https://youtu.be/odmjqkDC_RY
Video 3 Detail or Supporting sentences https://youtu.be/iJFcIWk57g8
Video 4 The conclusion sentence https://youtu.be/fnz4G8B9Hmc
or click on the videos here.

Step 2: After watching the video or videos, **Read** each paragraph carefully.

Step 3: **Type or copy** in **box 1**, the complete topic sentence.

Step 4: **Type or copy** in **box 2**, one of its supporting sentences. Choose one and type it.

Step 5: **Type or copy** in **box 3,** the concluding sentence.

Note that paragraph 1 is done for you.

2) Antoninus Final Exams for Lay Out | Personal Digital Assistant | Debit Card (scribd.com)
Villamor, M., 2021. *Antoninus Final Exams for Lay Out*. [online] Es.scribd.com. Available at: <https://es.scribd.com/document/374018936/Antoninus-Final-Exams-for-Lay-Out> [Accessed 7 February 2021].

A study at one prison showed that owning a pet can change a hardened prison inmate into a more caring person. Another study discovered that senior citizens, both those living alone and those in nursing homes, became more interested in life when they were given pets to care for. Even emotionally disturbed children have been observed to smile and react with interest if there is a cuddly kitten or puppy to hold. As can be seen, animals, then, can be a means of therapy for many kinds of individuals.

Box 1 write the topic sentence.	
Box 2 write one of its supporting sentences.	
Box 3 write the concluding sentence.	

LIVEWORKSHEETS

Prof. Christian Cruzata.

English Language Arts.

Reading and Writing Skills Practice part 2.

Instructions

***Step 1 strongly recommended:** **Watch** the given set videos or the ones you think you really need.

Here are the links to go to YouTube

Video 1 What is a paragraph? https://youtu.be/JQRoAiVyR0k
Videos 2 The Topic Sentence https://youtu.be/odmjqkDC_RY
Video 3 Detail or Supporting sentences https://youtu.be/iJFcIWk57g8
Video 4 The conclusion sentence https://youtu.be/fnz4G8B9Hmc
or click on the videos here.

Step 2: After watching the video or videos, **Read** each paragraph carefully.

Step 3: **Type or copy** in **box 1**, the complete topic sentence.

Step 4: **Type or copy** in **box 2**, one of its supporting sentences. Choose one and type it.

Step 5: **Type or copy** in **box 3,** the concluding sentence.

Note that paragraph 1 is done for you.

3) Antoninus Final Exams for Lay Out | Personal Digital Assistant | Debit Card (scribd.com)
Villamor, M., 2021. *Antoninus Final Exams for Lay Out.* [online] Es.scribd.com. Available at: <https://es.scribd.com/document/374018936/Antoninus-Final-Exams-for-Lay-Out> [Accessed 7 February 2021].

When you were younger, your mother cautioned you not to act like an animal. What mother did not realize is that much of the world holds animals in such high regard that they use animals' names for their organizations and products. For instance, many professional sports teams, such as the Tigers and the Rams, have chosen animal names to suggest power. Also, cars are given names to make consumers associate them with speed and grace. Examples are the Jaguar, the Cougar, and the Bobcat. To sum up, even our political parties have adopted animals to represent them.

Box 1 write the topic sentence.	
Box 2 write one of its supporting sentences.	
Box 3 write the concluding sentence.	

LIVEWORKSHEETS

Prof. Christian Cruzata.

English Language Arts.

Reading and Writing Skills Practice part 2.

Instructions

*Step 1 strongly recommended: **Watch** the given set videos or the ones you think you really need.

Here are the links to go to YouTube

Video 1 What is a paragraph? https://youtu.be/JQRoAiVyR0k
Videos 2 The Topic Sentence https://youtu.be/odmjqkDC_RY
Video 3 Detail or Supporting sentences https://youtu.be/iJFcIWk57g8
Video 4 The conclusion sentence https://youtu.be/fnz4G8B9Hmc
or click on the videos here.

Step 2: After watching the video or videos, **Read** each paragraph carefully.

Step 3: **Type or copy** in **box 1**, the complete topic sentence.

Step 4: **Type or copy** in **box 2**, one of its supporting sentences. Choose one and type it.

Step 5: **Type or copy** in **box 3,** the concluding sentence.

Note that paragraph 1 is done for you.

4) How To Write A Good Paragraph - Writing.Com

Abidi, H., 2021. How To Write A Good Paragraph - Writing.Com. [online] Writing.Com. Available at: <https://www.writing.com/main/view_item/item_id/927399-How-To-Write-A-Good-Paragraph#:~:text=A%20paragraph%20is%20a%20piece%20of%20writing%20that,focus%20on%20one%20subject,%20theme,%20or%20central%20idea.> [Accessed 7 February 2021].

The poodle makes a perfect pet because poodles offer their owners a companionship for life, not to mention that they have a loveable personality. Poodles are sweet, smart, playful, and well-mannered and they love to be around people. They are always willing to lend their unquestionable love and loyalty when you need the most and they are yours for life. Apart from being a happy spirited dog and a great companion, the poodle is small and does not require a lot of room, so they are ideal for apartments or city settings. The poodle is suited to most environments and lifestyles; whether it be living in the suburbs or downtown, with one person or a couple, or even living with a family and children, the poodle fits right in. The poodle is a dog that warms your heart with its character. It becomes a part of your family no matter where you live, and it can provide you with love and companionship that you won't want to do without. In fact, you cannot ask for a better dog.

Box 1 write the topic sentence.	
Box 2 write one of its supporting sentences.	
Box 3 write the concluding sentence.	

LIVEWORKSHEETS

Prof. Christian Cruzata.

English Language Arts.

Reading and Writing Skills Practice part 2.

Instructions

***Step 1 strongly recommended:** **Watch** the given set videos or the ones you think you really need.

Here are the links to go to YouTube

Video 1 What is a paragraph? https://youtu.be/JQRoAiVyR0k
Videos 2 The Topic Sentence https://youtu.be/odmjqkDC_RY
Video 3 Detail or Supporting sentences https://youtu.be/iJFcIWk57g8
Video 4 The conclusion sentence https://youtu.be/fnz4G8B9Hmc
or click on the videos here.

Step 2: After watching the video or videos, **Read** each paragraph carefully.

Step 3: **Type or copy** in **box 1**, the complete topic sentence.

Step 4: **Type or copy** in **box 2**, one of its supporting sentences. Choose one and type it.

Step 5: **Type or copy** in **box 3,** the concluding sentence.

Note that paragraph 1 is done for you.

5) Antoninus Final Exams for Lay Out | Personal Digital Assistant | Debit Card (scribd.com)
Villamor, M., 2021. *Antoninus Final Exams for Lay Out.* [online] Es.scribd.com. Available at: <https://es.scribd.com/document/374018936/Antoninus-Final-Exams-for-Lay-Out> [Accessed 7 February 2021].

The essence of many perfumes comes from the oils in the petals of fresh flowers, such as the rose, carnation, and orange blossom. However, fragrances are not limited to the petal, but can come from the leaves of lavender, peppermint, and geranium. Also, the oils of cinnamon and balsam are derived from bark, while the oils of cedar come from its wood. The fragrance of ginger and sassafras comes from roots, and orange, lemon and nutmeg come from fruits and seeds. As shown above, there are many sources from which to derive fragrances for perfumes.

Box 1 write the topic sentence.	
Box 2 write one of its supporting sentences.	
Box 3 write the concluding sentence.	

END.

LIVEWORKSHEETS