3rd graders

Block 5



LIVEWORKSHEETS

1. Label the family tree.

grandma - father -aunt - grandpa - mother- uncle - sister - cousin - brother - cousin

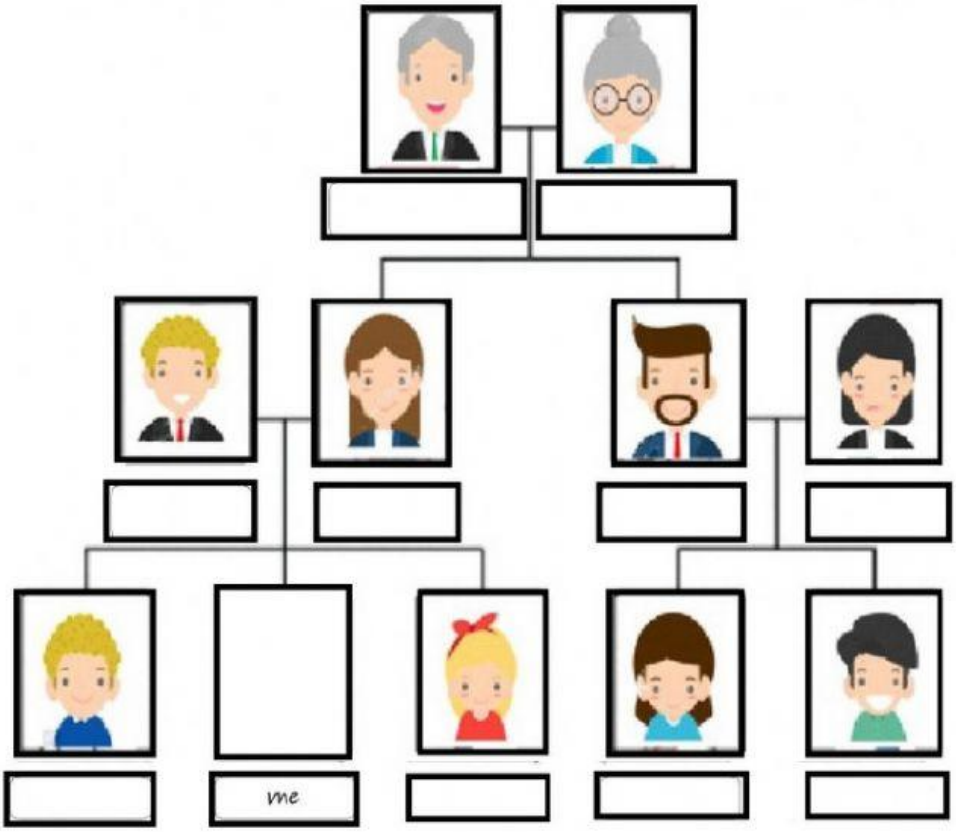

LIVEWORKSHEETS

1. **Look at the picture and answer.**



He's Robert's brother_____

She's Frank's mom _____

He's Kim's mother_____

He's Robert's father _____

She's Ben's mother _____

LIVEWORKSHEETS

1. Read and write the names.

This is Robert and his family. He's with his brother Sam, his sister May, and his cousin Frank. Robert's brother has a big nose. Robert has small eyes. Robert's cousin is young. He's a baby. Robert's sister has long hair.



2. Read and classify.

~~couch~~	~~mommy~~	~~plane~~	~~bookcase~~	teacher	grandma	baby	
kite	desk	truck	grandpa	playground	cousin	rug	robot
board	mirror	boat	lamp	daddy	bed	ruler	doll	phone



LIVEWORKSHEETS

1. Read and write the names, color.

Hi. This is my family. My mommy has long purple hair, small green ears, and five yellow teeth. Her name's Trudy. My daddy's name's Tom. He has short red hair and a dirty green nose. He has eight brown teeth. My brother Tony has long brown hair, big red eyes, and one white tooth. My sister's name is Tricia. She's very clean! She has big ears, short blue hair, orange eyes, and six green teeth.

1. Draw your family member, describe them.



LIVEWORKSHEETS

1. Listen point and say.

read write draw talk sing dance

2. Listen and number.

LIVEWORKSHEETS

1. **Listen and say. Then practice**

writing- drawing- talking- singing-dancing

LIVEWORKSHEETS

1. **Practice.**

What are you doing?

What is he doing?

What is she doing?

2. Look and write.

1 _____

2 _____

3 _____

4 _____

5 _____

6 _____

LIVEWORKSHEETS

1. Listen, pont and say.

eat drink sleep play

2. What are they doing?

LIVEWORKSHEETS