

Let's Practice the K sound - LEVEL ONE

The K sound is also the hard C sound, like the beginning sound in CAT. It is also the -CK sound at the end of words like BACK.

- WHERE do you make the K sound?













In the way back. Open wide, tongue tip down. Put your hand on your throat, you will feel it when you make the sound correctly. K is called the "cough" sound. It is a quiet sound, you do not turn on your voice.



- TRICK: To feel where to make the sound correctly, hold a small spoon on the tongue tip and press gently downward and backward while producing K.
- PRACTICE: K by itself

K K K K K K K K K K

Have an adult listen, if they hear a good K, check or circle it

 cab □□□□□□□□	 can □□□□□□□□	 cape □□□□□□□□	 cane □□□□□□□□	 cat □□□□□□□□
 kid □□□□□□□□	 kite □□□□□□□□	 coat □□□□□□□□	 cone □□□□□□□□	 cup □□□□□□□□

Initial position, CVC words

Practice each word ten times!