


Name: _____

Date: _____

Erosion Virtual Lab

1. What type of erosion is occurring? _____

2. Draw what you see before erosion.



3. What did the waves do to the land? _____


4. What part of the land eroded first, what land form can this create? _____

5. Draw what you see after erosion.



6. What type of erosion is occurring? _____


7. Draw what you see before erosion.



8. What pieces of land were eroded by the wind most? _____


9. What part of the land did not erode easily? _____

10. Draw what you see after erosion.



11. What type of erosion is occurring? _____


12. Draw what you see before erosion.



13. Where is the sand deposited after the river erodes it? _____


14. Did the river stay the same shape? _____

15. Draw what you see after erosion.



21.. What type of erosion is occurring? _____

22. Draw what you see before erosion.



23. What did the spray bottle represent? _____


24. How does the mountain look after the rain? _____

25. Draw what you see after erosion.



26. What type of erosion is occurring? _____

27. Draw what you see before erosion.



28. What do the toothpicks represent? _____

29. How did the trees change what happened when it rained on the mountain? _____

30. Draw what you see after erosion.

