













TRƯỜNG TIỂU HỌC TRI THỨC
HỌ VÀ TÊN.....
LỚP:.....

ĐỀ ÔN TẬP HỌC KÌ 2
MÔN: TIẾNG ANH - LỚP 3 CHUYÊN
ĐỀ 1

Listening:

Part 1: Listen and tick (✓) or cross (✗) . There are two examples:

1.  <input checked="" type="checkbox"/>	2.  <input checked="" type="checkbox"/>	3.  <input type="checkbox"/>	4.  <input type="checkbox"/>
5.  <input type="checkbox"/>	6.  <input type="checkbox"/>	7.  <input type="checkbox"/>	8.  <input type="checkbox"/>
9.  <input type="checkbox"/>	10.  <input type="checkbox"/>	11.  <input type="checkbox"/>	12.  <input type="checkbox"/>

Part 2: Listen and rewrite the following sentences:

1. I have a dog and two cats	->
2. I have a goldfish	->
3. I have many birds	->
4. I have a bird and many parrots	->
5. I have two goldfish and a dog	->
6. Do you have any cats? No, I don't	->
7. How many parrots do you have?	->
8. I have a goldfish and some birds	->

Part 3: Listen and write a name or a number

Example:	What's the girl's name?	...Alex...
	How old is she?	...7...
1.	How many brother does Alex have ?
2.	Who is Alex's friend ?
3.	How many children are in the class?
4.	How old is the mouse?
5.	What's the name of Alex's teacher?	Mr.

TRƯỜNG TIỂU HỌC TRI THỨC
HỌ VÀ TÊN.....
LỚP:.....









ĐỀ ÔN TẬP HỌC KÌ 2
MÔN: TIẾNG ANH - LỚP 3 CHUYÊN
ĐỀ 2

Listening:

Part 1: Listen and complete the following sentences:

- I have a
- (a)..... has a (b)..... kite.
- My (a).....has a (b)..... and a (c).....
- (a)..... have two (b).....
- He has a (a)..... doll and a red (b).....
- She has a (a)..... and three (b).....
- Lucy has a (a)..... (b).....
- They have two (a)..... dolls and a (b)..... (c).....

Part 2: Listen and number the picture. There is one example:

		
<input type="checkbox"/>	<input type="checkbox"/>	<input type="checkbox"/>
		
<input type="checkbox"/>	<input type="checkbox"/>	<input type="checkbox"/>
		
<input type="checkbox"/>	<input type="checkbox"/>	

Part 3: Listen and write a name or a number

Example: What's the girl's name?
How old is she?

...Anna...

...8...

- What's the name of Anna's school? School
- How many children are in Anna's class?
- Who sits next to Anna at school?
- What's the name of Anna's teacher?
- How many monsters are in the story?

TRƯỜNG TIỂU HỌC TRI THỨC
HỌ VÀ TÊN.....
LỚP:.....

ĐỀ ÔN TẬP HỌC KÌ 2
MÔN: TIẾNG ANH - LỚP 3 CHUYÊN
ĐỀ 3

Listening:

Part 1: Listen and number the picture, there is one example:



Part 2: Listen and write. There is one example:

1. Ben	listening to music
2. Anna
3. Lucy
4. Jill
5. Mary
6. Mai
7. Linh
8. Jim

Part 3: Listen and write a name or a number

Example:	What's the girl's name?	...May...
	How old is she?	...10...
1. What's the name of May's sister?	
2. Where does May live? Street	
3. What number is May's house?	
4. What's the name of May's grandfather?	Mr.	
5. How many children are in May's class?	

LỚP:.....

Listening:

Part 1: Listen and complete the following text:

My name is Linh. I am years old. I like I am and in my My father is a He likes He is and My is a She likes playing She is in the My is eight years old. He likes He is in the garden. My sister is years old. likes She is with her friends. We are a happy





Part 2: Listen and draw line. There is one example:

1	2	3	4	5	6	7	8
 a	 b	 c	 d	 e	 f	 g	 h

Part 3: Listen and tick.

1. a. <input type="checkbox"/> b. <input type="checkbox"/>	 a. <input type="checkbox"/> b. <input type="checkbox"/>
2. a. <input type="checkbox"/> b. <input type="checkbox"/>	 a. <input type="checkbox"/> b. <input type="checkbox"/>
3. a. <input type="checkbox"/> b. <input type="checkbox"/>	 a. <input type="checkbox"/> b. <input type="checkbox"/>
4. a. <input type="checkbox"/> b. <input type="checkbox"/>	 a. <input type="checkbox"/> b. <input type="checkbox"/>

Part 4: . Listen and write Y (Yes) or N (No).







1.	
2.	
3.	
4.	

TRƯỜNG TIỂU HỌC TRI THỨC
HỌ VÀ TÊN.....
LỚP:.....

ĐỀ ÔN TẬP HỌC KÌ 2
MÔN: TIẾNG ANH - LỚP 3 CHUYÊN
ĐỀ 5

Listening:

Part 1: Listen and number the picture. There is one example:







		
		

Part 2: Listen and write Y (Yes) or N (No).

			
1. <input type="checkbox"/>	2. <input type="checkbox"/>	3. <input type="checkbox"/>	4. <input type="checkbox"/>

Part 3: Listen and tick.

1.			
	a. <input type="checkbox"/>	b. <input type="checkbox"/>	c. <input type="checkbox"/>
2.			
	a. <input type="checkbox"/>	b. <input type="checkbox"/>	c. <input type="checkbox"/>

3.	 a. <input type="checkbox"/>	 b. <input type="checkbox"/>	 c. <input type="checkbox"/>
4.	 a. <input type="checkbox"/>	 b. <input type="checkbox"/>	 c. <input type="checkbox"/>

Part 4: Look, listen and write.



1. How old is Helen?

She's _____.

2. What's the job of the father?

He's a _____.

3. What's the job of the mother?

She's a _____.

4. How old is the boy?

He's _____.