

School:

END-TERM II TEST. ENGLISH 3

Full name:.....

Duration: 35 minutes













Class:




Marks	LISTENING	READING	WRITING	SPEAKING

I. LISTENING (2,5 pt)


Task 1. Listen and tick (✓). There is one example. (1pt)


Example: (0)


0.	 <p>A. <input checked="" type="checkbox"/></p>	 <p>B. <input type="checkbox"/></p>	 <p>C. <input type="checkbox"/></p>
1.	 <p>A. <input type="checkbox"/></p>	 <p>B. <input type="checkbox"/></p>	 <p>C. <input type="checkbox"/></p>
2.	 <p>A. <input type="checkbox"/></p>	 <p>B. <input type="checkbox"/></p>	 <p>C. <input type="checkbox"/></p>
3.	 <p>A. <input type="checkbox"/></p>	 <p>B. <input type="checkbox"/></p>	 <p>C. <input type="checkbox"/></p>


4.	 A. <input type="checkbox"/>	 B. <input type="checkbox"/>	 C. <input type="checkbox"/>
----	--	---	--





Task 2. Listen and draw lines. There is one example. (0,75pt)

0.  Lucy

1.  Ben

2.  Tom

3.  Mai

a.  b.  c.  d. 

(A line is drawn from Lucy to the 5 red blocks in option c.)

Task 3. Listen and write. There is one example. (0,75pt)

0. Teacher: What are you good at, Mai?
Mai: I'm good at ... hittingthe ball.
1. Lucy: What's Grandpa wearing?
Grandma: He's wearing red.....
2. Are there any?
No, there aren't.
3. Can you play?
Yes, I can, Grandma.

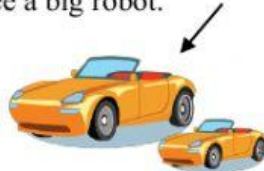
II. READING (3 pts)

Task 4. Look, read and tick the best answers. There is one example. (1 pt)


0. What can you see? - I can see a big robot.



A. ☐



B. ☐



C. ☒

1. What are you good at? - I'm good at kicking.



A. ☐



B. ☐



C. ☐

2. May I go swimming? - Yes, you may.



A. ☐



B. ☐



C. ☐

3. Are those your jeans? - Yes, they are.



A. ☐



B. ☐



C. ☐

4. Would you like some ice cream? - No, thanks.



A. ☐



B. ☐



C. ☐

Task 5. Read and circle the correct words. There is one example. (1 pt)

0. the car under the table.
a. Do b. Put
1.there an egg?
a. Are b. Is
2. What are you? – I'm wearing a red scarf.
a. wear b. wearing
3. Ifour cars and two robot.
a. have b. has
4. What are you good at? – I'm good at
a. throwing b. throw

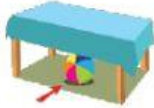
Task 6. Read and circle the correct words. There is one example. (1 pt)

Nam, Lucy and Peter are my friends. Nam is wearing a green shirt and blue jeans. He has seven marbles and ten blocks. Lucy is wearing a red T-shirt and pink skirt. She has two dolls and one teddy bear. Peter is wearing black trousers and brown boots. He has two small robots and two big cars.

0. **Nam** / **Lucy** is wearing blue jeans.
1. Nam has seven **blocks** / **marbles**.
2. Lucy is wearing a red **T-shirt** / **skirt**.
3. Peter is wearing **black** / **brown** trousers.
4. **Lucy** / **Peter** has two small robots and two big cars.

III. WRITING (2 pts)

Task 7. Look, read and fill in the blanks. There is one example (1 pt)

<p>0. A: Can you playvolleyball.....?</p> <p>B: Yes, I can.</p>	
<p>1. A: What can you see?</p> <p>B: I can see a</p>	
<p>2. A: How many do you have?</p> <p>B: I have three.</p>	
<p>3. Put the ballthe table.</p>	
<p>4. A: Are there any?</p> <p>B: No, there aren't.</p>	

Task 8. Rearrange the words to make correct sentences. There is one example (1 pt)

0. that / Is / dress? / your

→ **Is that your dress?**

1. like / cupcake? / Would / you / some

→

2. eight / are / donuts. / There

→

3. are / wearing? / What / you

→

4. doll / the / Put / wardrobe. / the / in

→