


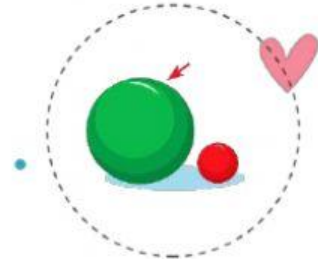
Unit 7 Toys

Lesson 1

Exercise 1: Look, read and match.



big




doll



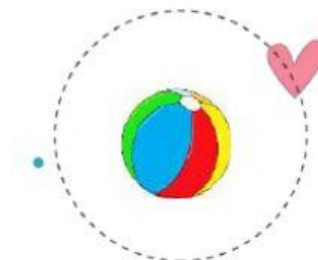
robot



small



ball




car

Exercise 2: Unscramble the letters then write.

a a c r



b b l l



c i b g



d o l l



e r o t



f a m l



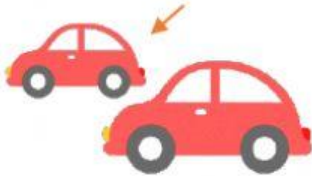


Unit 7 Toys

Lesson 1




Exercise 5: Look, read and put a tick (✓) or a cross (✗) in the box.



a I can see a big car.



b I can see a small ball.



c I can see a small robot.



d I can see a big doll.



e I can see a big ball.



f I can see a blue plane.



Exercise 6: Look and circle.



a I can see a green robot / dinosaur.



b I can see a red car / ball.



c I can see a building set / plane.



d I can see a brown doll / teddy.



Unit 7 Toys

Lesson 1



Exercise 7: Read and match.

1) What can you see?

2) Is that your robot?

3) What do you want?

4) Are these your toys?

5) Can you see a big ball?

6) Do you have a plane?

a) Yes, it is.

b) I can see a big robot.

c) Yes, I do.

d) I want a big car.

e) No, they aren't.

f) Yes, I can.



Exercise 8: Reorder and write.

a What you can see ?

.....

b can see I ball a big .

.....

c That is robot a small .

.....

d see a red I can car .

.....

e Can see you a small doll ?

.....

f Those my are toys .

.....





Unit 7 Toys

Review and Practice



Exercise 1: Look, read and circle.

	a. toy box
	b. wardrobe
	c. desk

	a. under
	b. on
	c. in

	a. robot
	b. car
	c. ball

	a. bed
	b. chair
	c. wardrobe

	a. marble
	b. dice
	c. car

	a. in
	b. on
	c. under

	a. card
	b. robot
	c. block

	a. boat
	b. plane
	c. dice

	a. under
	b. in
	c. on

	a. eleven
	b. twelve
	c. thirteen

