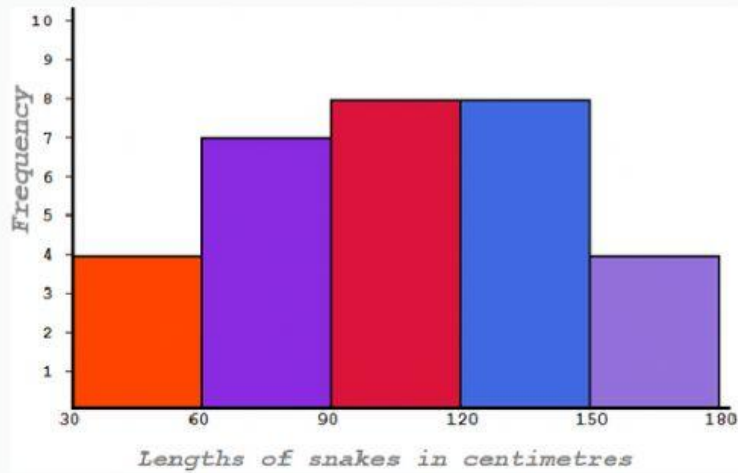


HISTOGRAM

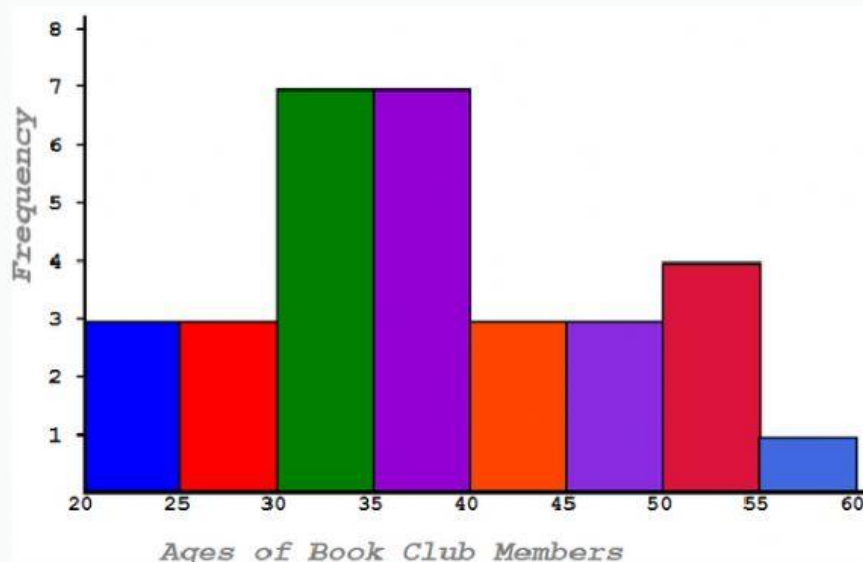


Read information from histograms with fixed class intervals and answer the questions.

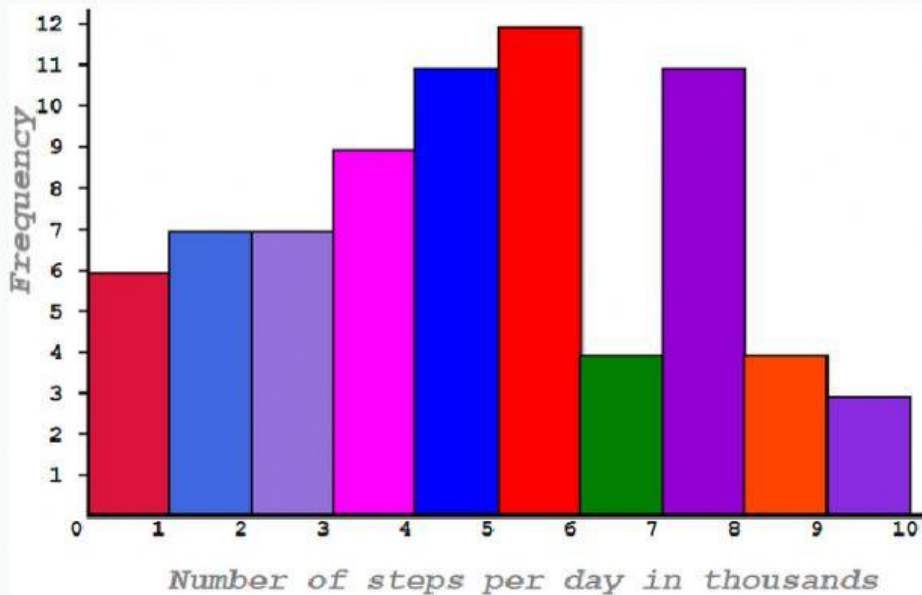
1. This histogram shows the length of snakes in Zoofield Safari Park. How many snakes have lengths between 120cm and 150cm?



2. The Flint Book Club has many members between the ages of twenty and sixty. The spread of ages is shown in this histogram. What is the total number of people in the book club?



3. Mrs Bitfit keeps a record of how many steps she has walked each day. The histogram shows the data she has collected so far. On how many days did she walk more than 7000 steps?



4. The fish in a remote lake were weighed and the data is shown in the histogram below. Estimate the total weight of all the fish in the 250g to 300g range. Give your answer in grams.

