



Week 4: The Boy and the Apple Tree

Name: _____ Student ID No: _____

Activity 2: Vocabulary Building

Instruction: Put the words in this box in the right column below.

house money climbed huge branches played loved
 happy sad roots asked little lonely
 parents chopped excited young grabbed trunk

NOUNS	VERB (v2)	ADJECTIVES
_____	_____	_____
_____	_____	_____
_____	_____	_____
_____	_____	_____
_____	_____	_____
_____	_____	_____
_____	_____	_____

Activity 3: Unscramble the letters to form the main nouns from the story.

Example: wodsah shadow

1. yob _____
2. etre _____
3. paplse _____
4. yenom _____
5. chenasrb _____
6. suoeh _____
7. nkurt _____
8. toba _____
9. stroo _____
10. snapret _____

Activity 4: Choose the correct antonym (Opposite meaning) of the given emotions

- | | |
|------------|-----------|
| 1. huge | a. young |
| 2. happy | b. hate |
| 3. old | c. little |
| 4. excited | d. cold |
| 5. hot | e. bored |
| 6. love | f. sad |

Activity 5: Fill in the blank with the correct *past simple* form of the verb

chopped climbed ate loved played took asked cut grabbed left

1. The little boy _____ to the treetop.
2. The boy _____ the apples and _____ a nap under the shadow.
3. The tree _____ the boy to come and play.
4. The boy _____ all the apples and _____ happily.
5. The man _____ the tree trunk to build a boat.
6. The boy _____ the tree and _____ around it every day.
7. The man _____ the branches to build a house.

Activity 6: Comprehension Questions. Choose the correct answer.

1. What did the little boy do in the apple tree?
 - a. climbed and ate apples
 - b. built a house
 - c. sailed on a boat
 - d. planted more trees
2. Why did the little boy stop playing around the tree?
 - a. he grew up
 - b. found a new spot
 - c. tree asked him to leave
 - d. he lost interest in playing
3. How did the tree suggest the boy make money?
 - a. sell apples
 - b. sell branches
 - c. build a boat
 - d. get a job
4. How did the tree help when the boy needed a house?
 - a. gave money
 - b. became a house
 - c. provided branches
 - d. provided a treehouse
5. Why did the tree feel sad and lonely?
 - a. boy stopped playing
 - b. apples were gone
 - c. couldn't provide a house
 - d. it was sick
6. What did the tree offer to fulfill the man's request?
 - a. tree trunk as a resting place
 - b. money for a boat
 - c. more apples
 - d. a house for the man
7. What is the moral of the story?
 - a. parents will always be there
 - b. appreciate nature
 - c. importance of trees
 - d. friendship is valuable

Activity 7: Pronunciation Chant

Repeat the chant multiple times, gradually increasing the speed and enthusiasm. Practice pronunciation, rhythm, and intonation.


Chant 1


Happy, sad, excited, bored,
Tired, lonely, young, and old.
Huge, little, Hot and Cold
Loving, playing, sailing, free,
Resting, growing, like a tree.


Chant 2


Come and play, let's have fun,
Apples, money, all in one.
Old and tired, sailing away,
Resting, growing day by day.


Activity 8: Expression Comprehension - Unscramble the words to form complete sentences using the given expressions.


-  1. play / Come / and / me / with.


-  2. want / I / toys. /


-  3. them. / need / buy / to / money / I /


-  4. sell / my / apples / and / can / them. / all / pick / You


-  5. getting. / I / old / am

-  6. myself. / to / go / want / I / sailing / relax / to

-  7. you! / no / more / for / apples / No

-  8. any / have / to / teeth / I / bite. / don't

-  9. that / old / I / am / too / for / now.

-  10. Come / with / down / me / and / sit / rest.
